

# PINEY MOUNTAIN AIR FORCE


Box 7304, Charlottesville, Virginia 22906

## DATA - LETTER

VOLUME II, No. 5

May 1982

Whole Number 18



Dear Kiteflier:

UNIVERSAL RAINCOAT-KITE CONTEST'S rules and deadline date (DL No. 16, page 4) are amended, by popular request, as follows: wherever the terms "plastic raincoat," "raincoat," or "coat" are mentioned, contestants shall be allowed to substitute any other standard item of clothing, of any material, that includes long sleeves or long pantaloons (Grandpa's trap-door longjohns or those mothballed woolen GI drawers are eligible. *Air thy Dutch bloomers, J. V. G. ?*)

\* DEADLINE: 1st January 1983 \*

The deadline extension is made to accommodate overseas kite clubs and publishers who desire long lead-times for listing public kiteflying events or contests.

FELIX CARTAGENA, editor of *The Windy Notice*—The Maryland Kite Society—and LEONARD CONOVER, *Tight Lines* editor—The G\*D\*V\*K\*S—have informed us that a successful raincoat kite was documented in Tsutomu Hiroi's *Kites Sculpting the Sky*, New York: Pantheon Books, Random House, 1978, pp. 116-17. The Hiroi kite was made of a hooded plastic raincoat that was stiffened by a pair of longerons fixed near the button/buttonhole edges of the garment. It was bridled and flown in the manner of the ever-popular *Alliflex* (sled). This notice in no way preempts the Universal Raincoat (or other garment)-Kite Contest; it is just proof that the thing can be done with a bit of imagination and skill. So have at it, you resourceful kite designers!

TYRUS O. GRIM, York, PA sent PMAF HQ a cleverly sketched stick-figure crowned by a well-foliaged head that appears to be harboring a Cheshire-cat grin. The sketch, unfortunately too pale to reproduce, bore this caption: *Ty Grim flying his "661 Rotor Kite."* (*Can you detect the smile?*) Ty further stated: "The Hornbeam Rotor was fun creating and really did cause me to smile when it flew flawlessly the first time out.

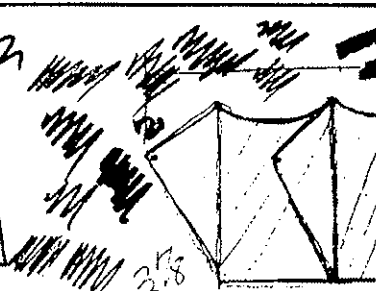
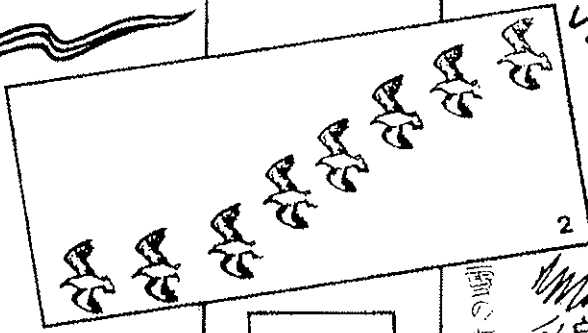

"The Nelson-Allison Super Sled is . . . one of my favorites.

"I'm also quite fond of the Snub-Nosed Delta (Kermud-Jinn variation).



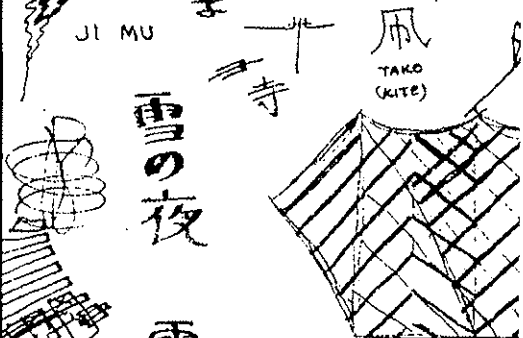
"The Roper Frame Winder was instrumental in putting a very nice painting on the wall of my humble abode. After seeing the 18" version, my kiteflying compadre asked if I could scale it down and we'd make a swap. I did & we did. I also made a smaller version for myself. They are both a pleasure to use and look beautiful. Used walnut for the cheek pieces:

Cheek pieces—13.5" x .625" x 1.125"  
Dowels (Ends)—2 pcs.: .5" dia. x 8.75"  
Dowel (Center)—.5" dia. x 11.750"  
Overall Width—4.250"  
End of Cheek pc. to center of dowel [each end]—1.750" . . . ."


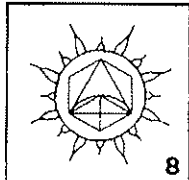
[*Editorial Note: In a later message, Ty informed us that he had wound 2,300 feet of 20-lb. monofilament stressed by his Super Sled in winds gusting up to about 25 mph. His smaller winder bent, but it survived.*]




風狂



WANAWA

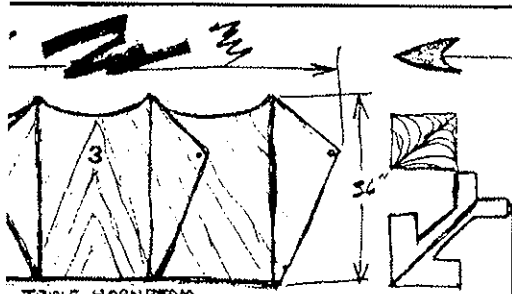


May 2: Third Annual Kite Day. Kite flyers are invited to create a kite to fly at Ash Lawn. Prizes for the best design and best flight. (Rain date, May 9). Kite flyers admitted free; small charge for spectators.

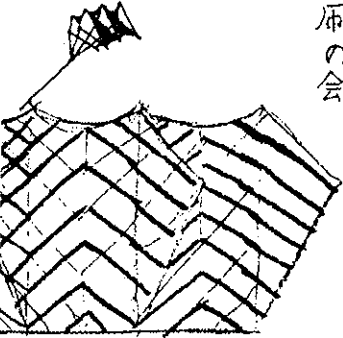


CHOPMARKS, LOGOTYPES, and I grams on this page can you match who are listed below? All but two (by kite enthusiasts. Try to match than one; sometimes, none) to the be awarded for the ten best guesse

- A) AKA Convention Site M
- B) Alex G. Dunton Jr. N
- C) American Kitefliers Assoc. O
- D) Beauforce Stringfellow P
- E) British Columbia Kitefliers' Association Q
- F) Cerf-Volant Club de France R
- G) Doyen of Pendulum Clocks S
- H) Eric Eisack T
- I) G\*D\*V\*K\*S U
- J) Grandmaster Kites<sup>TM</sup> V
- K) Highlands, Home of President James Monroe W
- L) Jack Van Gilder X
- Z) Zebralo Y



日本の風の会



雪の夜

雪の夜



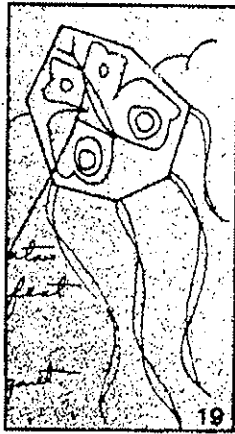

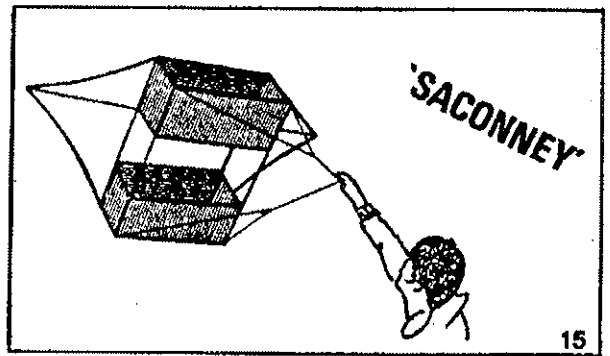


駐車禁止

電話 電話

林 ときこ  
時子さん

YUKI NO YORU  
A SNOWY NIGHT

CHŪSHA KINSHI  
(NO PARKING)



and DOODLES—How many picto-natch to persons or organizations two numbers were mailed to PMAF natch numbered items (often more o the ABC codes. Small prizes will guesses that arrive before August.

- M) Larry Moeller
- N) Leland Toy
- O) Margaret Greger
- P) P<sup>2</sup> Morrison
- Q) Rob Fletcher
- R) Samuel M. Urner
- S) Smithsonian Institution
- T) The Maryland Kite Society
- U) Walt Leuzinger
- V) Washington Kitefliers Association
- W) Wong Bok Tortoise<sup>T.M.</sup>
- X) Xavier Thaumaturge
- Y) Yellow Bird<sup>T.M.</sup>

braloons<sup>T.M.</sup>

\* POTPOURRI \*

TRONE, FORPET? The Bastille Day deadline is weeks away, but good definitions of the words are beginning to arrive in #7304, Charlottesville's bulging P.O. box. Mail an entry if you suspect either of the words is a dry-measure for straight-up martinis.

\*

GOOD FRIENDS who practice the sincerest form of flattery have hinted that they make bootleg copies of DL and thereby bring joy into the lives of flier-friends who are not PMAF members or DL subscribers. Legality aside, we'd like to point out that such admirers are defeating themselves in the long haul. Here's the nitty-gritty: PMAF's publishing and mailing expenses in 1981 were over \$100 per month more than our income from your subscriptions. We ask those who love us to discourage paper-moonshining, to encourage others to subscribe. A solvent DATA-LETTER will mean more and better prizes; more and better everything. . . .

\*

ROTOR KITE AFICIONADOS are growing in numbers, and many of them are interested in comparing notes with one-another. As a service to the clan, PMAF is compiling a roster of international enthusiasts who'd like to correspond with others. As the list grows, it will be printed and made available free of charge to any DL subscriber who'll give us written permission to include his or her name in the roster.

\*

ANY SUBSCRIBER who desires to write to other DL supporters is invited to send the letters c/o Piney Mountain Air Force. We'll cheerfully forward letters, but we cannot guarantee that they will receive answers.

\*

HETEROCHROMATIC KITES abound in retina-shocking profusion in David Pelham's latest (*Kites*. New York: Penguin Books, 1982, \$14.95). The 13-3/8" x 17-3/4" book literally harbors ten kites that can be cut out and flown. Brilliant inks on 7-mil paper stock, 0.49 oz/ft<sup>2</sup>, guarantee the kites will be noticed when they are flown, even if the kites are somewhat small; but intermediate or novice craftsmen will undoubtedly enjoy assembling and flying kites with fanciful names such as: *Skyskid*, *Jet Streamer*, and *Hijack*. Includes elementary flight advice.

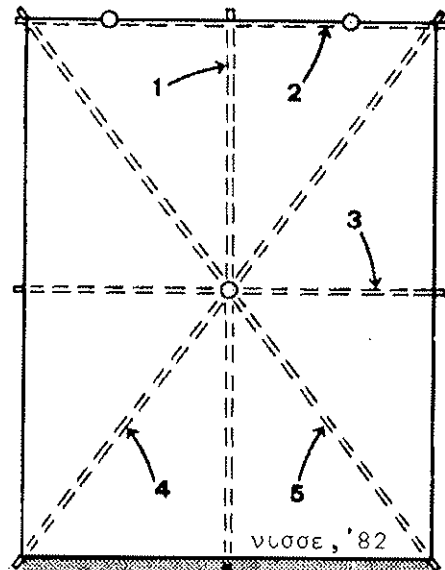
\*

FREDERICKSBURG, VA KITE DAY: 1 May: Telephone (703) 371-5598 or (703) 373-1776.

Page 4, PMAF DATA-LETTER—May 1982

FRANK HOKE'S NISEI DRAGON

FRANCIS R. HOKE, Yardley, PA sent us a sketch and a photo of his colorful dragon:



The 18" x 24" head-framing consists of a longeron, Part 1; two bowed spars, Parts 2 and 3; and two diagonals, Parts 4 and 5.

For a lightweight ripstop kite with a 40' tail, 2.15° included angle taper, Frank recommends using 1/8" dia. birch dowels for framing; for tails between 40' and 120', use 1/8" dia. fiberglass. Commencing with the backside of the head fabric, the framing is assembled in the numerical order of its respective parts: first, the longeron; next, the spars; and, finally, the diagonals.

Bow upper spar (2) to a 2-1/2" depth.

Bow lower spar (3) to a 3" depth.

Bridle legs: two 18" ones at the top and an adjustable 24" one lower—are attached at the points marked by small circles; each top leg is attached 3-3/4" inboard.