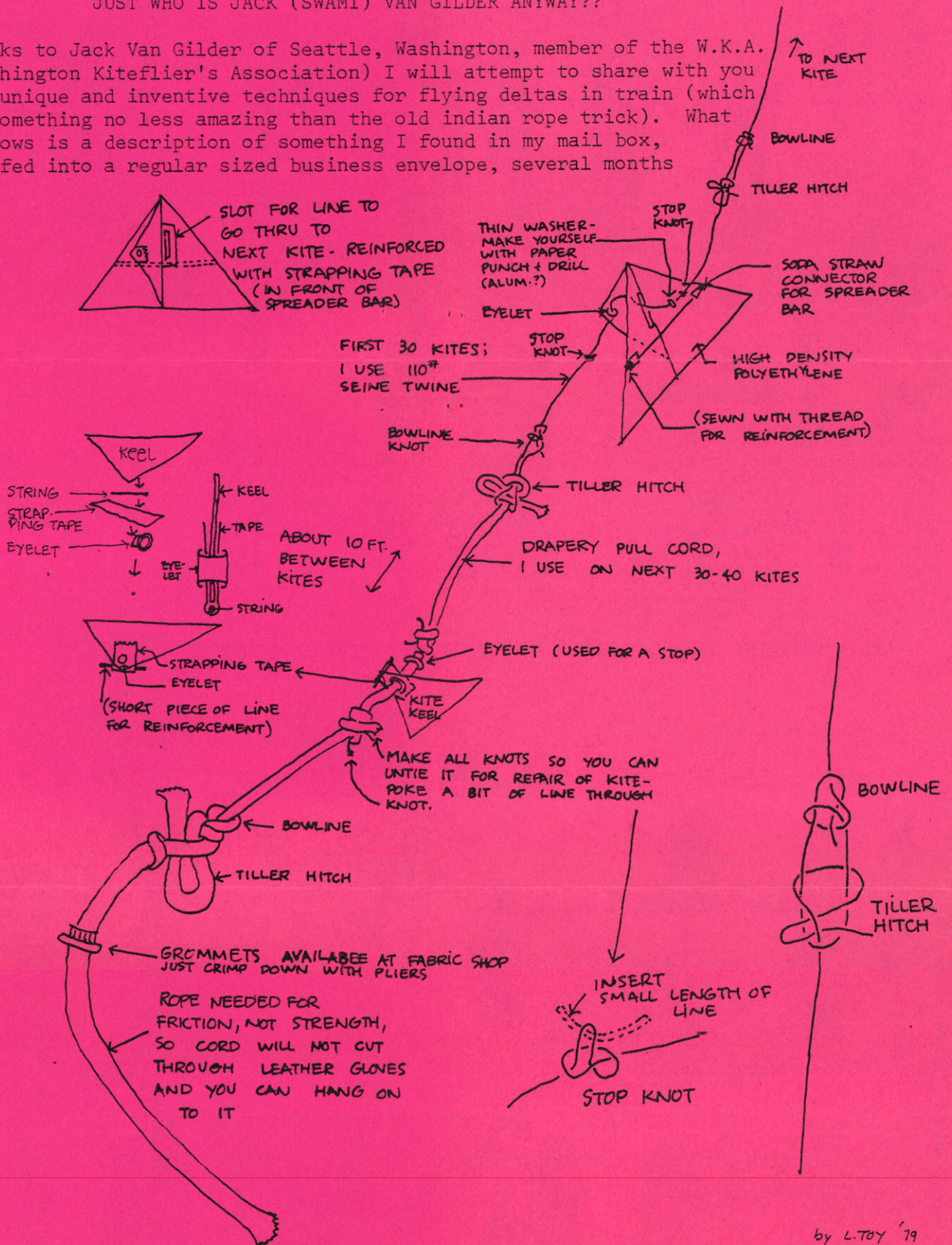


DELTA TRAIN LESSONS FROM THE MYSTERIOUS PACIFIC NORTHWEST (PART ONE of TWO)
 OR
 JUST WHO IS JACK (SWAMI) VAN GILDER ANYWAY??

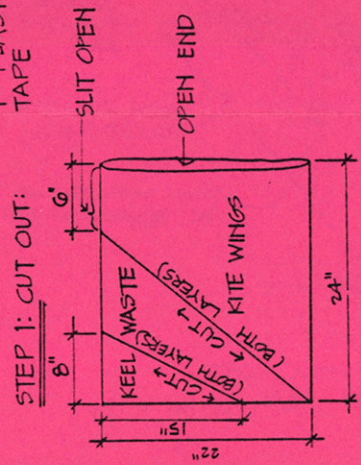
Thanks to Jack Van Gilder of Seattle, Washington, member of the W.K.A. (Washington Kiteflier's Association) I will attempt to share with you his unique and inventive techniques for flying deltas in train (which is something no less amazing than the old indian rope trick). What follows is a description of something I found in my mail box, stuffed into a regular sized business envelope, several months ago.



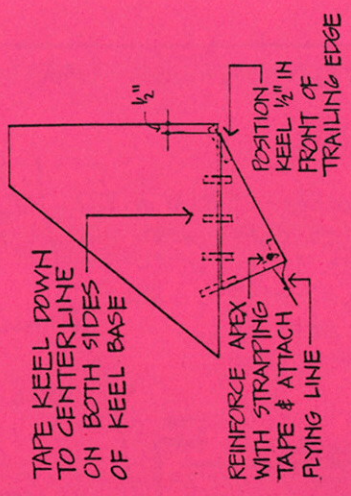
With a little imagination or perhaps sitting crossed-legged on a bed of nails, you too can put a delta train on the tracks. Jack also sent along two plans for the deltas he uses in his train.

TRASH BAG "DELTA" KITE
 PLAN BY BILL LEE WASHINGTON KITEFLIERS ASSOCIATION

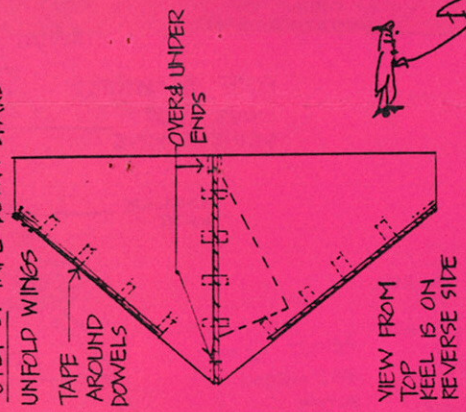
- MATERIALS:
 4 - 1/8" x 24" DOWELS
 1 - PLASTIC TRASH BAG 22" x 24" (8 GAL. SIZE)
 TAPE



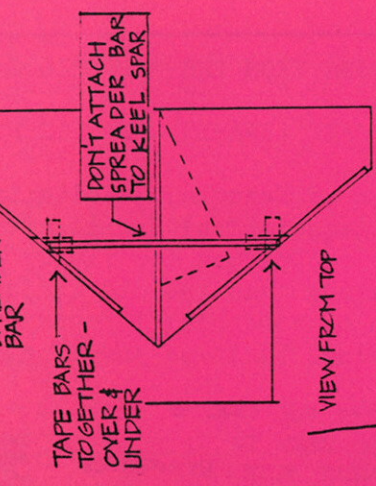
STEP 2: ATTACH KEEL



STEP 3: TAPE DOWN SPARS



STEP 4: ATTACH SPREADER BAR



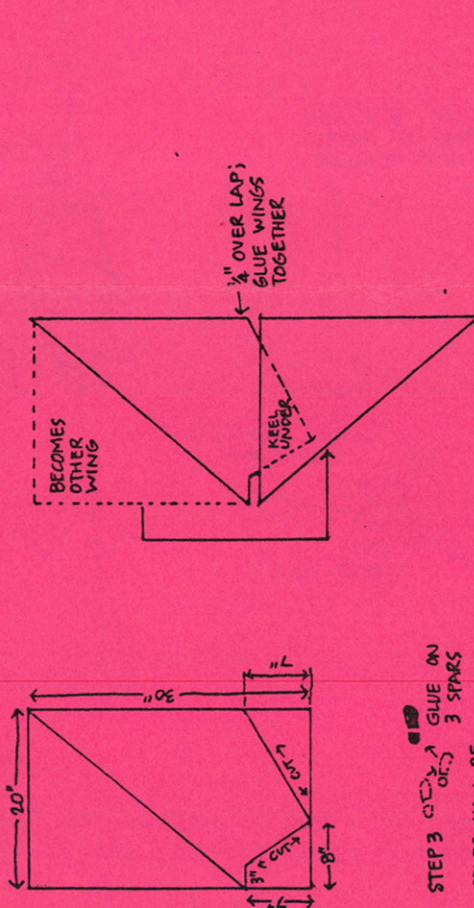
DELTA PLANS FOR JACK VAN GILDER KITE TRAIN



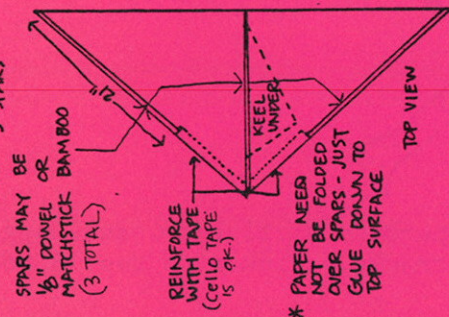
DELTA TRAINING LESSONS FROM THE MYSTERIOUS PACIFIC NORTHWEST (PART TWO) of TWO

ONE SHEET TISSUE PAPER "DELTA" KITE - "BILL LEE'S" WKA:

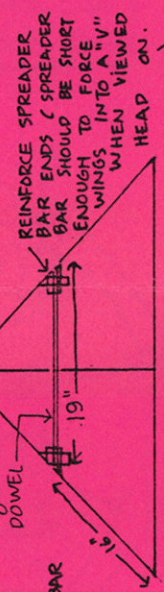
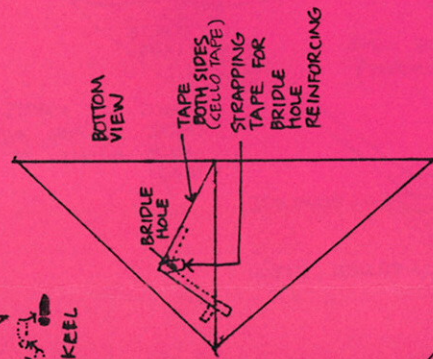
- STEP 1: CUT OUT: GLUE WINGS TOGETHER.



STEP 3: GLUE ON 3 SPARS



STEP 4: REINFORCE KEEL



STEP 5: ATTACH SPREADER BAR

DON'T CONNECT SPREADER BAR WITH KEEL SPAR!!

NOTE: YOU CAN MAKE DEMOUNTABLE SPAR CONNECTORS USING SODA STRAWS OR PLASTIC TUBING FOLD + TAPE TO KITE

Add 4" FRINGE TO TRAILING EDGE FOR STABILITY, SPARKLE + STYLE SERZ-JACK.

