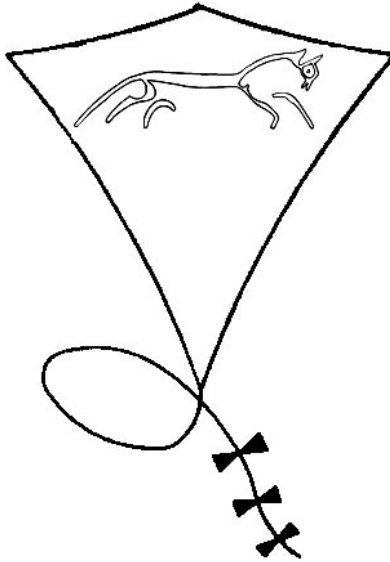


COWPAT HILL

Journal of the White Horse Kite Fliers

Spring 2014 April - June



Sorry its late!

I'd like to thank the contributors, especially John Browning for his article on knots, second part to come next time and Nog for another great cartoon. There is no pictures in the middle like last time, as the cost was unfortunately prohibitive, but also I didn't have any to put in. In the future I will include pictures in the web version.

Anyway I hope you enjoy this issue, (now you finally have it!) all contributions very welcome, email them across at andrewrumming@me.com. I'll get my act together for the next one, honestly!

Andy

White Horse Kite Flyers, PO Box 585, Swindon, SN3 4YR

www.whkf.org.uk info@whkf.org.uk

Diary Dates

April

- 26th 27th North Hants Kiteers Jolly Up, Cliddesden

May

- 3rd -5th Weymouth
- 11th Barbary Castle
- 24th -26th Margam Park
- 24th Minchinhampton
- 31st -1st Barmouth

June

- 8th Barbary Castle
- 7th-8th Basingstoke
- 21st-22nd Sumners Pond

Deadline for next issue of Cowpat Hill 30th June 2014



They took the new member to one side and explained the rules of rok fighting again.

A few words from the Chairman

Recently I have been scanning all my old negatives in to digital format and come across a number of historic WHKF pictures. The quality is not good and in many cases I can not recall the event or the people so I have just put them together by year. You can find these on our web site at :- <http://www.whkf.org.uk/picnew.html>
This means that we now have on line club pictures from 1990 to 2014 except for 1998 to 2001 If you have any pictures for these years or any others of our events that you would like to see on the site please send them to me at info@whkf.org.uk

For those of you who may not have seen the links on Facebook there are pictures of the Twisted Box workshop available now at:-

<http://www.whkf.org.uk/pics14/JvL/index.htm>

Time lapse video from the front of the room

<http://www.whkf.org.uk/vids/JvL.wmv>

Time lapse video from the back of the room

https://www.facebook.com/photo.php?v=10152705242518709&set=vb.612278708&type=2&theater¬if_t=video_tag

After 12 months we have finally got round to trying the ribbon arch after its first set of modifications. Considering the very lumpy wind at Barbury we were very pleased with the result and only needed a couple of very minor alterations that have now been completed. All we want now is some more nice weather.

For history of the arch see the presentation at:-

<http://www.whkf.org.uk/vids/Ribbon%20History.wmv>

2015 Workshop

It may be a long way ahead and by that time an asteroid may have hit the earth and like the dinosaurs we don't exist any longer but we are still planning in case this doesn't happen. Following the success of the banner workshop run by Linda Sanders from Australia she and a number of other people have expressed an interest in repeating the workshop with a different more complex design. This would be 3/4th October.

Once again we will need a commitment from 20 participants by early 2015. Linda also needs to know what you would like to do at the next workshop. To this end a thread is being run on Facebook and I will try to copy this to our forum page for those who don't follow FB. Major updates will be submitted to this magazine but as this only comes out every 3 months the latest information will be on the web.

Currently we have 10 people interested and a year to go but please don't leave it to the last minute. Linda needs time to prepare new designs.

ROBINSON'S RAMBLE

First thing I must say to all of you who intend going to Dieppe in September, a very big Sorry! The dates in my ramble in the last issue were the wrong ones, in my defence, one week before I wrote the piece I phoned the tourist office in Dieppe, who assured me that they were the correct dates, in fact they even said the same to Marla when she phoned them one week before they announced the new dates! Why they changed them in that short time, only the organisers know. If you are going and you want to fly, don't forget that you will need to register, mainly for insurance purposes. I have had the official confirmation from the organisers, but as yet I haven't got the registration form, however, you can send me your details at darjer2@aol.com and I will do the rest.

This years theme is Luminescence, so get out your Chiffon or Voil, no this isn't a dress-making event, but these are the only cloths that I know that can give some luminescent effect. This is going to lead to some very lightweight kites, I think the event will be taken over by tails, banners flags etc.

By now most of you will know of the death of Ron Dell, it was very sad to hear. In the early days of Janet and I joining the kiting community, Ron and his late Wife Pat, were the people to go to for all of your kite making supplies, they were also very helpful if you wanted any advice on making a kite. In fact not only were they very helpful they were very nice people.

Today (20/02/14) the Met. Office has confirmed that the period between 1st December 2013 and the end of January is the wettest on record. I don't think we needed any confirmation, it was quite obvious! I think our hobby will suffer because of this very wet period of weather, the water table has risen considerably, so there are going to be saturated fields for several months and I guess land-owners, local authorities etc. are going to be very reluctant to let events happen on their land.

Just received a message from Martin Croxton about the death of Pat Mcarthy, he'll always be remembered for being the first flyer on the beach at Weymouth, he really enjoyed the pleasure of having the whole beach to himself, our thoughts are with you Pat.

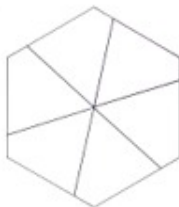
David Robinson

Puzzle Corner (31)



1. In memoriam : LCM VKZZ – I ZCBKZA
(*Monoalphabetic substitution*)

2. Can you use these pieces to make **two** regular pentagons :



3. A kiter described his collection: “Three aren’t Deltas, three aren’t Rokkakus and four aren’t Fighters”. What does he have in his collection ?

4. S was on one end. P was somewhere to the left of B, R was third from the right,

P was between F and L and D was directly to the left of L. Who was where in the line?

Did you know that if you were accompanying a very, very fast muon, it would only last for a couple of microseconds but if you were looking from outside, it would last much longer ?

Answers to john@johnbrowning.net.

Skychat

To me this “Skychat” has a sad start to it. In recent months the kiting fraternity has lost too many of the people that I knew and most of you did as well. It began with Kelvin Woods, then there was Ron Dell followed by Pat MacCarthy and just recently Charlie Sotich, plus some more from the AKA. I know it comes to all of us in time but it makes you think back to the good, no the great times I have had with these people. They all will be missed in their own but different ways; hopefully there will be others to take their places to help us paint the sky with colour.

The new season of kiting has started with a new Fly-in on Minchinhampton Common on the first Sunday of April. The forecast was for rain, but it stayed dry with a cold strong wind and by gods it blew the cobwebs away. Nice to see this event start up and with

prospects of more during the year and with the backing and help of The National Trust. This last Sunday at Barbury was good, with the sun shining and the wind blowing the Club put on a colourful show of many types of kites and even Dave R was flying kites(it is a myth that Dave never flies Kites) and Sunday proved it. The last workshop, which I am afraid I missed by Jan van Leeuwen looks like it was very successful judging by the numbers flying on Sunday and they were all very stable in the sky. It makes me feel proud of being President of a Club that manages to put on workshops of such calibre, with so many good kite makers coming to us from all around the world.

Here’s hoping for a very good summer of kiting.

Neil.

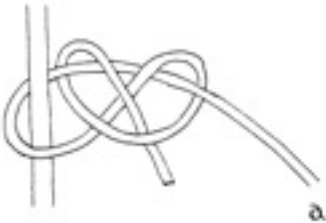
WHAT KNOT? part 1

All kite makers and flyers use knots. We use the ones we know and most of us know that there are some knots which could be quicker or easier or safer or more elegant or more easily undone than the ones we sometimes use. We know this because we botch and tie the most horrible tangles to be quick and "Who wants to be fiddling about when the most important thing is to have your kite up and flying, anyway?"

I would like to make some suggestions, pass on some knots which may be useful and invite others to share theirs.

Here are some which I have found useful:

To tie the bridle onto a Fighter, use a **LOBSTER BUOY HITCH**

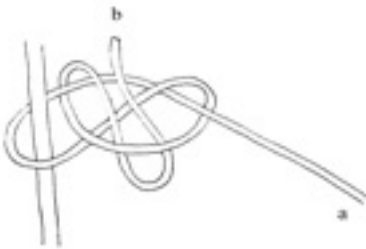


From the front, pass the bridle line through the covering, round the spine and back through

Pull (a) to tighten.

For all I know this knot is just as good for larger kites. I've never had one come undone. It is a pretty useful general purpose knot Use it to tie your flying line to the ring on a swivel and ...and ...

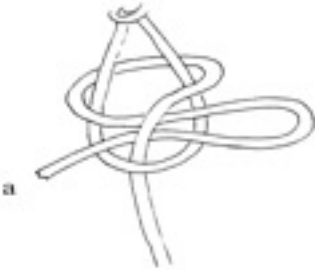
AND if you take a loop it can be slipped to give a quick release.....



SLIPPED LOBSTER BUOY HITCH

Pull (a) to tighten
Pull (b) to spill the knot

To tie the flying line onto the bridle loop of a Fighter so that it can be removed easily after flying, use a..

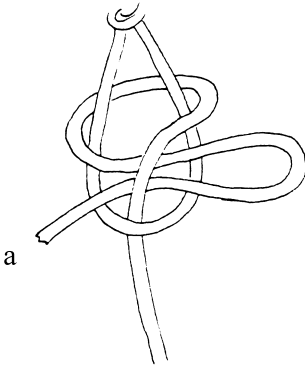


SLIPPED OVERHAND KNOT

After flying, pull on (a) to spill the knot

This knot works well with the thin line used for small Fighters. It is not safe for more slippery or larger line.

For tying the flying line to a loop on larger kites use the.....

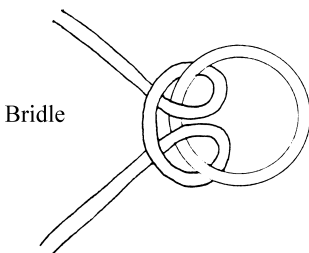


TILLER HITCH

(SLIPPED BECKET HITCH)

After flying, pull on (a) for quick release

If you use a ring on the bridle instead of a loop tied in it, you can easily alter the bridling point by moving the ring up or down the bridle to alter the angle of attack of the kite. Attach the ring with a



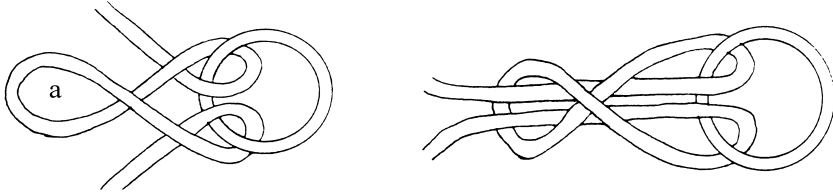
LARK'S HEAD HITCH

Take a loop in the bridle, push it through the ring and then pass it over the ring

The ring can be a flat fibre washer or a piece cut from polythene or PVC tubing. These work well for small kites. If you have a loop at the end of your flying line, attach it to the ring with another Lark's Head.

For bigger kites, where thicker bridle line and a stronger ring are needed, the Lark's Head works, but is apt to slip up, down or off the bridle when there is no tension on it (especially when the kite is in its bag).

To stop this happening



Take a loop (a), pull it away from the ring, twist it one turn and slip it over the ring , no more lost rings!

What is a GoPro?

This article is not for those of you who know the answer to this question and probably much more about it than I do. However it is one of those annoying buzz words that if you don't know it any conversation about it leaves you out in the cold. So here is a brief outline.

To give it the proper name it is the GoPro Hero and that can be followed with 2, 3, black and probably by the time this is published all sorts of other things as it keeps getting updated much to the annoyance of those of us who have one and wish they had waited another month to get the latest.

The GoPro is simply a very small light weight camera with a number of functions that make it ideal for Kite Aerial Photography (KAP). It has no view finder or screen incorporated and the field of view is very wide angle giving pictures a very curved appearance but making sure you get what you are trying to point at. With resolution varying between 5 and 12mpx depending on the model you get a good quality picture and the distortion can be removed using readily available software (eg. PTLens) .

There are various settings that can take single shot, time delay or video each with a number of variations and in some of the later ones these can be combined. There are a number of add-ons that make the GoPro even more versatile such as the view finder screen and the Wifi back pack so that you can view your image and control the camera via your smart-phone/tablet. This is incorporated in the GoPro 3. The kit comes with a waterproof housing and all sorts of clips to mount it on your chest or helmet etc.

This is a great little unit for doing KAP as it is so small and light all you have to do

is support it from you kite line and set it to time delay and it will take a picture every few seconds with out having to worry about radio control of the shutter. With a memory card store of up to 32Gbyte you can get several thousand pictures and the only problem then is down loading and sorting them.

I only have the GoPro 2 with wifi back-pack but can thoroughly recommend it, my only problem is the battery life but even this is improved in later models.

Arthur

My memories of Ron Dell

There has already been tributes paid to Ron in this issue and in the Kiteflyer, but I wanted to add my bit, particularly as Pat and Ron were key people in getting me into kite making. I first met them in the 1992 when they came to stay at my mums B&B for the WHKF festival in Lydiard Park. They were trading as Kiteability out of the famous orange tent, and this was the first kite shop really aimed at kite builders I had ever come across. As many of you can remember it was a real Aladdin's cave, with things (particularly reels of suture and odd line) that didn't appear on other stalls. They also had a great range of books which provided lots of inspiration for the budding or seasoned kitemaker. Ron was always acting the clown and creating a buzz around the stall, whilst Pat was quieter and I think the business brain, together they were a great team. Their catalogue, advert and invoice illustrations and poems were unique and special, and their Christmas cards always highly humorous and another example of their team work. They were very generous to me and my brother, providing pins, bits and bobs, discount and a lovely copy of Schimelphenigs Phantastic Drachenwelt for my birthday one year with a lovely inscription from them at the front. Also I remember them always posting orders out first with an invoice enclosed to pay later, can you remember when that last happened to you?

One Swindon festival at the last minute Dave Robinson asked me if my mum had any space for Martin Lester to stay over for one night. My brother and I were very excited and my brother offered to vacate his bedroom, which was taken up by Martin. Pat and Ron were also staying and hastily produce a fine ornate illustrated certificate / wall plaque that was placed above my brothers bed stating that the

world famous kiteflyer and designer Martin Lester had stayed in this room on said date. Martin found this hilarious and it stayed on the wall for years.

I also remember at Middle Wallop they weren't trading, so Ron was out flying a day glow multicolored hexagon that he had made, on day glow yellow line. It had gone quite high and he had staked it down but was now deep in conversation with a group of us with his back to it. After a while we realised that out on road was a bit of commotion and the traffic had stopped, and Ron's precious hexagon was not to be seen. The next thing we saw was a seriously irate motorist storming across the field following the yellow line holding the ex hexagon. The chap followed the obvious line to Ron's feet and then let off both barrels as the Ron's kite had crash landed on his windscreen whilst driving past and caused a minor road accident and a couple of dented bumpers. Ron was apologetic to start with, then rather laid back placing the blame on the kite, not himself. This approach made the chap even crosser but realising he wasn't getting anywhere marched off. Ron wasn't too bothered about the kite damage as he had made a second neon hexagon.... His laid back fun loving approach to life seemed no match for angry folk.

It was a great tragedy when Pat died so soon after retiring, and to my mind after this he never quite regained his former energy which speaks volumes of their bond and relationship. He will be sorely missed, but lots of kites made with his and Pats materials and advice, and infected with their passion continue to fly and will do in the future, as I will not be alone in still having their line and bits in stock to use in a project one day.

Andy Rimming

PS for some lovely pictures of Ron have a look at kiteability.co.uk

KITEABILITY

HANDMADE KITES AND KITE MATERIALS

16 March 1998

Dear Andrew,

As you must be aware we will, at the end of this kite season, cease trading. We will continue to send you your kite magazine until then, when if you want, we will pass your details over to another trader whom we hope will continue the service.

Until then,

Please find enclosed the latest copy of KiteLines.

£4.70 inc p & p.

Best wishes and happy flying.

Paid



2, Garfield Road, Enfield, Middlesex EN3 4RP Tel & Fax: 0181-604 9000

Proprietor: Mrs. P. Dell

Weymouth Kite Festival 3rd, 4th & 5th May 2014

As you will probably know Weymouth Council have withdrawn funding for kites festivals.

There has been much debate surrounding the wisdom of this decision and the short to long term effect this would have upon the prosperity of the town - how soon before it went the way of Clacton or Margate?

Fortunately, some members of the carnival committee saw this event as a possible way of raising money for local charities and a committee was formed. I was asked to stay on in the advisory role I had taken on three years ago and off we went.

The new committee have never been to a kite festival before and have no concept of all the different types of kites and the requirements they demand, nor those of the flyers - and this doesn't make things easy.

All of the things we took for granted before like anchors in the single line arena, barriers, marshals, snacks, signage and even getting the mayor to come along and the social evening all has to be sorted and paid for - even the handouts at the pilots' meeting and the commentary bus itself.

Car passes are another casualty - the council allot twenty per event!

We have, however, managed to get a good deal with the council for the purchase of car passes
There will be three day passes on sale at our pavilion desk for a fiver per ticket - normally it's eight quid a day so five quid for three days ain't that bad!

We have been working extremely hard this year to try and get the things that people have been asking for - including making it more difficult for just anyone to get a beach pass. Another idea is to try holding the altitude sprint later (11:30) to give people more time to get there and enter.

We know about the hold up in rewinding after but we will simply ask all participants to walk forward to the edge of the arena at the end so that the next demo can set up ready.

We even have a different commentator this year!

I'll be travelling down there for 3:00pm on the Friday to meet the JCB who will be placing the sandbags - I welcome suggestions or anyone else coming along to help and advise.

Most flyers have been extremely upbeat in supporting what is basically a new event - old faces returning and new ones staying over the whole weekend - we have a very full main

arena program and are looking forward to seeing lots of displays in the single line arena too.

There are some very decent trophies and many categories in which they can be won - Particularly look out - and enter if you like - for the "Weymouth's Got Kite Talent" open trophy.

The guy that takes overall responsibility, Michael McManus, has done amazing things in raising the money and will continue to do so

through raffle tickets, program sales and other forms of sponsorship.

There is so much to say but I'll stop now because you can find all the details on the updates page.

The easiest way to get there is to type in Close Encounters Kites then use the link to the page.

Allan Potheary
www.closeencounterskites.co.uk

Answers to Puzzle Corner 30

1. Two minutes past one in the morning on 10th January

2. Measure them !

3. Smallest tap fills $\frac{1}{20}$ water-cask in 1 minute. Middle tap fills $\frac{1}{12}$ water-cask in 1 minute.

Largest tap fills $\frac{1}{5}$ water-cask in 1 minute. Together they fill $\frac{1}{20} + \frac{1}{12} + \frac{1}{5} = \frac{1}{3}$ water-cask in 1 minute.

Therefore, the whole water-cask is filled in 3 minutes.

4. Dead certain.

Consider my twin brother making the return journey starting at 7am. on Saturday as I leave home on my

way to our mum's. At some point during Saturday we will meet, and therefore be at the same place at the

same time. The fact I did the return journey the following day does not change this.

WHITE HORSE KITE FLYERS CODE OF PRACTICE

Always fly safely.

Always be considerate to others using the same area be it noise or physical intrusion into their space.

Always fly legally taking in to account all national, local and CAA restrictions and by-laws.

Never fly at a height of more than 60m above ground level, in the UK unless a CAA clearance is in force (as at kite festivals). If you don't know what the clearance is ASK!

Never fly a kite in wet or stormy weather. Always try and keep your line dry.

Never fly a kite near power lines, transmission towers or aerials.

Never fly near Motorways, roads, car parks or railways.

Never fly near airfields.

Never fly a kite with anything metallic in the line.

When tethering a kite ensure that the ground anchor is suitable (see BKFA report 6 June 06).

When flying large kites always use a brake line.

Always wear good quality gloves when flying large powerful kites.

Always give priority to domestic animals particularly if they are showing signs of distress.

Always clear up after yourself, especially lines, tails and bits of plastic that could trap, choke or injure domestic or wild animals. If you see dangerous rubbish left by others clear it up or report it.

Never fly near those kite-eating trees.

NOTE: The use of traction kiting at Barbury Castle is forbidden by law.

Finally remember.....your kites can get really quite lonely up high in the sky; just occasionally, look up and give them a SMILE. It will make you feel better too.

WHITE HORSE KITE FLYERS meet at Barbury Castle Country Park on the second Sunday of each month.

Your local contacts are: -

Neil Harvey +44(0)1285 740295 Arthur Dibble +44(0)1635 865976

Dave Robinson +44(0)1793 824208

This issue edited by Andy Rumming, contributors this issue: Arthur Dibble, Neil Harvey, Dave Robinson, John Browning, Nog

Subscription AGM to AGM: £15 (including 4 issues of COWPAT HILL and kite flying insurance at Club approved events) £5 extra for each additional family member. Personal Liability insurance £11.00 June-June.

COWPAT HILL is the journal of The White Horse Kite Flyers and whilst every care is taken when compiling it, The Club and it's officers cannot accept responsibility for any omissions or errors that may occur. Any information printed are the views of the individual submitting them and not necessarily those of The White Horse Kite Flyers Club, its committee or its members.