

THE KITEFLIER

35th Anniversary Year 1979 - 2014

www.thekitesociety.org.uk



Issue 140 July 2014 £2.50


**Newsletter of the Kite Society of
Great Britain**

KITEWORLD

All The Fun Of The Air !



*Inflatable
Kites*




*Stunt
Kites*



*Single
Line
Kites*



Power Kites



*Revolution
Kites*



*Kites For
All Ages*



*Kite
Accessories*




Windsocks



Visit our website

www.kiteworld.co.uk

01255 860041



Berck sur Mer 2014	4
Pothecary Corner	11
Bits and Pieces	14
Toothless	19
Tale of Two Festivals	20
Event News	22
Portsmouth 2014	24
Bacon Butties at Bedford	25
Tal Streeter	30
Double Ring Kite	31
Aerodyne	32
Events List	40

Front Cover

**Toothless makes it under
Tower Bridge**

Editorial

Dear Reader

We hope to see many of you at Portsmouth this year. Despite rumours to the contrary the Victorious Music Festival taking place over the same week end is NOT on the Common. The music stages are in Castle Fields with the stages facing out to sea—so no noise pollution! The kitefliers car park is reserved as normal. There will be more people to see the kites as well. See the Portsmouth page for details of parking arrangements.

As we go to press there is some sad news—Martin Corrie, organiser of the Rougham Kite Festival and other display events as well as a leading light of the Suffolk Kite Fliers passed away 27th June. He had been suffering from Motor Neurone Disease for a number of months. He will be missed. Here is a tribute from Michael Howard from Kiteworld.

"You will already know that my best friend Martin Corrie has sadly passed away. I have known Martin for over 25 years. Martin helped me with many things, be it with home diy, kitchen fitting, floor laying etc etc! Also helping at kite festivals or just solving mates problems. He was always there for me, the good or the bad. If we had to go and set up the kite stall at a festival at 5.00am he would be there, he did this as a friend and not paid a penny.

We spent many a day in our caravans either at kite festivals or just relaxing at a nice camp site. Martin would usually visit at least once a week to Kiteworld HQ usually on a Wednesday when we would have many laughs, friendly arguments about this and that, and then go and get something to eat or a pint!

Martin lived for kites and spent many years organising the Rougham Kite Festival and also as Chairman of the Suffolk Kite Flyers. We had some great times at most of the UK kite festivals and both Dieppe and Berck, where we would put on a display of Martins favourite kites - the Orange Flow Tail Deltas.

My deepest condolences to Martin's daughters Anna and Amy who have always been there for him what ever. Martin, Thank you for the wonderful times we have had together. God bless you, and go fly a kite in heaven."

Private Ad: I was clearing out some bookshelves the other day and came across a bundle of kite brochures, very old prices lists from the kite shop in Covent Garden, some going back to the early 1990s and miscellaneous kite related papers. They might have some historical interest if you have a kite focused library or they might just make interesting reading to compare with things these days. The bundle is about 2 inches high and quite heavy but I might be able to get them to you at either a kite day or in London. Contact Bob Colover rmcolover@gmail.com.

Membership Type	Fee
Individual	£12.00
Family - all members in the same household.	£13.00
Over 60 - Individual or Family	£11.00
Overseas - Europe and Surface Mail	£20.00
Overseas - Airmail	£25.00
Electronic Subscription (Individual or Family)	£5.00

Whilst every effort is taken to get the details correct The Kite Society cannot be held responsible for any errors or omissions that occur. Opinions expressed in this magazine are not necessarily those of the Editors or The Kite Society.

Berck Sur Mer 2014—Hugh Blowers

If it won't fly today, it isn't a kite!

To borrow a term from football parlance, it was a 'festival of two halves' and as I sit here with the rain beating on the window it is a pleasure to reflect on just how lucky we were with the weather over the 2½ weeks we spent in Berck. Yes, there was a couple of hours rain for the parade on the final Sunday morning, yet in some strange way this worked to the good, as most people deserted the beach and joined in the annual gallivant round the town, much to the bemusement of those partaking of moule frite in the covered restaurants. The wind was cooperative through to the Wednesday referred to in the title, at which stage it turned to come off the land and became very frustrating and difficult to fly in. The last day and a half returned to a pleasant sea breeze if a bit light, but more of all this later.

Berck is now firmly established as a festival for the public and for the benefit of the town, as anyone trying to leave on the first Sunday found to their cost, it was impossible. With the biennial World Sports Kite Championship to provide the arena programme for much of the day, it was down to the extensive list of flyers, invited or otherwise, to provide the remainder of the spectacle. Given the length of beach occupied by the four free flying areas there are realistically only two ways of achieving this, size or numbers. Whatever your personal view, the large inflatables now provide the bulk of the rip-stop in the sky, but look beyond these individually massive (and expensive) pieces and there are a multitude of smaller but equally exciting displays. What these lack in size, they more than make up for through superb design or artwork, and even more so by going for multiple examples. Much of the big stuff has been commented on before, so I am turning my attention to the smaller elements and the almost mind numbing amount of work and effort evident creating, assembling and displaying them.

One of the most spectacular sights was again Michel Boucard's banners occupying the far side of the competition arena. Last year it was the tsunami, which we saw at Bristol, but this year he had created a desert scene with a camel train in the background and a single large camel in the foreground, spread over the usual multitude of individual banners. With a predominantly yellow hue, this image was even more spectacular than the tsunami when left illuminated

overnight by its own row of dedicated flood-lights. It was therefore with little surprise that Michel was awarded the award for the best 'kite' in the festival. There is a downside to this type of image though as Michel and his helpers found when the wind changed direction completely. Every banner had to be swapped from end to end of the line. At that point, one feather banner does seem to have an advantage, if little impact?

Nearer to us was a ground display that emphasised the work some people are prepared to put in. Sonja Kruger of Berg Adler had appliquéd something like 150 stylised owls to put on small individual banners plus more to add in multiples on full sized ones. If that was not enough, she had made something like 50 more of these complicated designs to stitch onto cotton bags as gifts for other flyers. Sadly, the dreaded lurgy struck both Dirk and Sonja during the week, although with the help of daughters Mariele and Eleane they were able to keep something in the sky for much of the time.



Even closer to home in more ways than one were the wonderful banners of Gill Bloom. I believe that she tries to make a set appropriate to the festivals she visits, always with birds, plants and animals in appropriate settings and the latest featured Arabian Oryx (I am sure to have got that wrong as usual). Conditions were also suitable for her to get several of her very colourful and exquisitely designed kites into the air at the same time. I was particularly taken with a lovely, new, and very feminine dragon image in very subtle colours. That the kite was also covered in 'sparkles' to reflect at night just made it more attractive although entreaties to leave it with me for the night flight fell on very

Berck Sur Mer 2014—Hugh Blowers



deaf ears. I suppose I should have offered suitable amounts of money instead? On a personal note, it would be lovely to see a 'Sky Blooms' segment at Portsmouth so that flyers and public alike could fully appreciate the quality and volume of kites that Gill has produced over the years. A mass ascent of Gill's kites would be more than equal to the sodes and Serpents seen of late.

Many moons ago, Carl Robertshaw loaned us his kite bag with the simple instruction to get all his Serpents into the air each day in whatever arrangement we fancied. This was before they came into individual ownership and I believe we had something like 19 up each day, although wrapping up the tails each evening demonstrated the 'downside' of flying multiple examples of kites. This year there was a lovely arch of crisp, new Serpents flying further down the beach, which we believe were a commission, so there is still room for spars.

Most of the presentations in the Jardin du Vent leave me somewhat underwhelmed although it never ceases to amaze me what the 'cat man' can do with a PET bottle. This year though there was one display that stood out, and possibly for a reason that was not originally anticipated. We have seen Bob C's bobbling straws before and he has added to his repertoire with different colours and different sizes, but it was his acknowledgement of the current First War commemoration that hit the spot. We are well aware of the significance of the poppy in remembrance over here, yet in France they use

the cornflower instead. Bob, ably assisted and abetted by Carole, had added both poppies and cornflowers to his display, which was poignant and elegant at the same time, but also produced an effect that was even more spectacular and moving. The poppies he used were made of a thick red cellophane type material, and the sun cast a perfect red shadow on the ground beneath them, connected via a black stalk. Later in the week he set up a group of poppies on their own to concentrate the effect. Heavens knows how long it takes to make and install all these, but it is all worth it when it works as well as the poppies did, well done to you both.



Still in the wind garden and amazing creations that are diametrically opposed to sticking a fish on a piece of dowell rod in the ground were Joel Goupil's automata. He is becoming ever more inventive and this year's offerings are of such complexity and entertainment value that they deserve a far wider audience. The first was a kite flyer with a small cody on a stick. As the kite started

Berck Sur Mer 2014—Hugh Blowers

to fly he became ever more cheerful and smiling, but as the kite fell from the sky, his mouth went down and tears cascaded from his eyes, the 'lachrymose fluid' replenished regularly from the nearby sink. All this, along with the compli-



cated attendant gearing system was built from bent and formed wire and powered by a windmill on the reverse side. Providing much fun, amusement and screaming was his other new offering, the 'birth of the dinosaurs'. This was based on a very large egg as part of an even larger structure. As the automata went through its routine, the egg would crack and baby dinosaurs would rise up and then squirt water over the unsuspecting public. Except, that once the kiddies knew what was happening they clamoured for more, so Joel had to short cut the routine to get to the squirting bit more quickly. Even the TV crew homed in to this aspect, to the extent of getting their camera well 'squirted'.

Not part of the festival but bizarrely fascinating and inexplicable, even by French standards, was the 'virtual canoeing'. As we watched from the beach, two teams of canoeists paddled gently through the waves from opposite ends of the town. Nothing odd in this you might say, except that they had no canoes or other sort of boats??? They were walking along the seabed up to their waists in water whilst paddling in unison with canoe blades. Eventually they

passed each other and carried on along the shore. A sponsored event, fitness regime, live theatre, who knows, except that it was repeated the following Sunday as well.

Returning to the kite field, the featured event of the week was the sports kite championships, and here again numerical superiority can influence the public more than the quality of flying, which can be better appreciated by those who are more 'in the know'. One person flying a ballet leaves an awful lot of sky, and it is only when it is Steph Ferme or Richard Dubray flying one of their impeccable and frankly, mind boggling, trick routines that there is a clear idea of what is going on. By now, readers will realise that I am of the view that for the non-flyers, greater numbers make for greater interest.

The Folies put together a 10 person (there's PC for you) routine for the final day that was as impressive as ever, but that was after the competition. From a struggle a few years back to find enough teams for a competition, this year there was an excess, so 2 teams were dropped into their own competition, and ironically, as so often happens, scored higher than some vying for the championship. In previous years we have seen teams working up prior to the festival and for the two days of display flying to give us a pretty good idea of who was likely to win, and in the case of Airex were certain to, barring accidents, but not this year. Airex were back, so were the Scratch Bunnies, but as a four and without James for reasons as yet unknown, as well as most of the previous entries and a few newcomers, yet no team stood out as having that wow factor. Noticeable by their absence for the first time for ages was Red Bull Kite Force. We are no experts, but came to the conclusion early on that certain of the routines were lack lustre and not well flown, a view confirmed by a senior member of the judging team after the competition. To come to the World Championship with the same routine and same music as two years previously is lazy flying, and as he put it, wasting the judge's time. He was also of the opinion that many of the flyers were still rooted in the 90s and had not moved on in terms of skill.

Figures are definitely for the fully initiated so our views are primarily influenced by the precision, ballet and the music. We liked Start Air as they had recognisable music that they flew to, we liked The Folies as we like that style of flying

Berck Sur Mer 2014—Hugh Blowers

and we like the Bunnies as their flying is just of such high quality, and whilst Carl says they know what is happening with their techno music, the audience gets no clues or cues from it at all. Not even sure when it starts or ends, which must make it tough on the judges. Airex by their reputation and past performance should have been good, but we were not sure, so how did it all work out in the end. Well, with the top five scores each day being anonymous, all we knew was who was not doing well and that our favourites were in the mix. To our mind, the final ballet decided the destination of the championships, as the Bunnies pulled out a routine of fast, furious, accurate and impeccable flying that was in a league of its own. Carl said that they could not have done any better, and we were sure that no other team could have either, so it was no surprise when Carl Robertshaw, Sascha Redding, Chris Goff and Dave Morley were announced as World Champions. It was something of a surprise to all when Airex did not make it into the top three, leaving Star Air as runners up and The Folies in third place. Also confirmed our position as top class pundits (for once), as our top three were also the judge's choice.

With all the teams on site, it was inevitable that the megateam would be just that, although it was sometimes two smaller swarms of kites milling around in the sky. Despite more internal wranglings in the French teams, there was still a multitude of Revs constantly practising their art and coming up with even more shapes in the sky including the Eiffel Tower, a man, and a woman, although decency prevented Steve Hoath from creating anatomically correct versions of each. What we did see was the combined Revs practicing something most un Rev like, which all was explained on the final day. For the megateam this time, two line and four line kites joined in together, but this meant the revs had to fly at the same speed as the sports kites, as well as cover the entire wind window, far from easy, especially if you are more used to holding position and wafting.

Having been in the same position for many years when work intervened, we are only too well aware that not everyone can make a commitment to be at the festival for the entire duration, which leads on to the 'weekender' syndrome (not those that wear the embroidered jackets) and last day 'itis'. No problem filling the sky at the weekends, but a bit frustrating

for organisers during the week, yet this year, the best day of all was the Wednesday. The wind was perfect, anything and everything would fly, and most people did. Each of the four arenas was absolutely crammed, until anchors, sandbags and lines were in short supply. It has to be said that space was at a premium, but there is always room for a little one somewhere, either up high or down low. The two arenas at the extreme ends of the site can be very variable, with the 'professionals' at the south end being very picky in what conditions they fly in, not even bothering to turn up if they don't fancy it and the enthusiasts at the north tending to be more transient as they come and go, many of them paying their own way. The northern arena has also gained something of a reputation along the way as the province of the copiers. Peter Lynn used to rail about the number of direct copies of his kites flying there, and this year Rolf Zimmerman wandered over to point out the one original owl of his amongst the numerous copies. Galling, but nothing that can be done about it unless you have the financial clout of David Gomberg to be able to take them to court in your own country. Don't try this in the countries where they are now originating from, and we are not talking about the enthusiast building a single example, but commercial rip-offs. Mind you it does take a bit of brass neck to fly a copy at a festival where the original builder is in attendance, even more to ask them to sign it, or sell them for you???? In a reverse of this trend though there were a couple in our arena who flew nothing but original Lynn and Zimmerman kites, which is quite unusual as most of the occupants of that area (other than ourselves) are builders, original or otherwise.

If Wednesday was perfect, then Thursday was a bit windier version, so out came the turbines in profusion. Jurgen and Uwe from Nordhorn kept unpacking bags until they had nine giant turbines lined up along the beach although with the tide heading inexorably towards the anchors. Jurgen had little more success than Canute so that one or two of them were a bit soggy. There also had to be a reshuffling of huts as the advancing tide turned some of them from beach huts into bathing machines. As the tide receded and the wind lightened, a single giant bol was inflated for its first airing, and big it certainly was. At the other end of the size scale, Alain Micquiaux most notable for his gently waving Poppies has added some more shapes to his repertoire, the Poisson in red and Arches

Berck Sur Mer 2014—Hugh Blowers

d'O in white, but in equally large numbers, and added to Renee Meir's hearts in their equal level of profusion there was always colour and movement at low level to attract attention. Dirk Kruger certainly had his attention caught in a painful way with a 'blue on blue' contact, as it is so delicately called in combat. Rolf Sturm had put just about every one of his planes that he could muster on two arches. Tri-planes, bi-planes and monoplanes, but he still had one left over that he flew from handles. On a low and fast ground pass, Snoopy hit Dirk fair and square to elicit a very rude, but somewhat humorous, ***** Germans, comment from him.

It was another German who provide what must have been the most expensive wind garden display ever assembled. Christian Kolz is well known for his love of historic kites and in particular the Steiff Roloplan. Christian has been collecting since around 1999 and has around 40 examples of the Roloplan and Eagle kites ranging in dates from 1911 and #152 through to 1968 and the last year of production. The largest he has is 80sq cm of which there are only three known, but they did go up to 1.8sq m although he has not been able to acquire one of these yet. One fascinating oddity was a small version stamped with the German crest and swastika, which was made for participants at the youth camps through the late 1930s. Having seen several of these fly, it was something of a surprise to see Christian 'planting' the rolled up kites in their bags in the sand. He explained that it was too windy to fly the delicate ones, yet he still wanted to display them, so what better way to see every Roloplan that he had with him.



It has been something of a sad year so far for the number of 'empty spaces' that have appeared in the sky throughout the world, and midway through the week we heard that the

loss of Tal Streeter had created another void. Tal was something of an icon in the kite world both for his books and his vision for combining art and kites. His 'thin red line' and 'mile of tail' will remain as testament to him, while a single red 'line flag' flying at the festival was a suitable recognition of his passing, although unintentional as it transpired.

Combining the festival with Easter weekend always puts a premium on accommodation, parking, food and even toilets and this year was no exception. With something like 16 teams attending plus all the invited and self financed flyers, there was not a lot of spare bed space in town, so that several attendees found themselves with a bit of a trek and some quirky budget hotels. Still though, there is the perennial question as posed to us by Gerard Clement one lunchtime, where are they all? He pointed out to us that certain people had not been near the beach some days, but then the solution does lay in his hands to an extent, don't invite them again. We were observers of a similar event as we waited at the information kiosk. A woman picked up her envelope of tickets and vouchers for two people, and then demanded six more sets of everything. Two young children, two teenagers and two friends. Mind you one of the younger boys was left in charge of a 16sq m pilot and maxi kite for much of the week without much of a clue what to do and little chance of controlling either. One team, who shall remain nameless, overcame the interminable toilet queues by erecting a stand up tent to be used by aforesaid team for aforesaid purpose. Little did they realise that as the sun came round, the tent was rendered almost translucent allowing public and flyers alike a wonderfully graphic view of the performances, male and female alike. Mind you, being France this did not raise the hue and cry that it might have done elsewhere. Being British though we did refrain from clapping after a very impressive visit by one young lady! Just had to make sure that you kept well clear of that area when filling sand bags the next day.

As usual, we were resident at Chez Meirelle, making the choice to leg it back and forth on both the Friday to allow us to enjoy the gala evening to the full and on the Saturday to avoid the traffic. A short shower dampened the early birds waiting to get into the tent, but from then on the evening followed the usual pattern, welcoming champagne or pastis, almost unlimited

Berck Sur Mer 2014—Hugh Blowers

quantities of red wine, courtesy of ace procurer Wolfgang Schimmelpfennig as an adopted Brit for the night especially as he has a more than passing acquaintance with the Welsh language, and a long wait for food. Having pre-empted the onset of rumbling stomachs by dining beforehand, we could enjoy all the preliminaries, the speeches, and the DVD of the festival, with the introduction of a drone replacing the kapping used previously. The presentation of the individual prizes and the announcement of the results for the sportskite championship is always a drawn out affair with so many teams and translation along the way. I feel we held our own on the noise front though when it became apparent that the Bunnies had won again. Wolfgang asked me when the dessert might arrive as he was a Berck virgin and I guessed at 11.00pm at which he looked slightly aghast, but it was not far out. The mayoral party then got into some line dancing to an excellent musical trio giving Dire Straits and The Shadows an extensive airing. There is a new Mayor this year and he and the Mayoress (if they have them in France) certainly got into the spirit of the evening.

The Saturday evening vol de nuit and fireworks is becoming ever more popular with the public, even to the extent of coach trips being organised from other areas of France. The format would be similar to last year as we were informed at the briefing, just the kites and some helium filled fish in an area of their own. As per usual, no announcement would be made for the commencement of the pyrotechnic battery so if your kite was in the way, tough. We were not sure what the fish were going to be until we saw them being inflated in the hospitality tent throughout the afternoon. Given the massive

rise in price of helium, the number of cylinders and size of the fish took us somewhat by surprise. There were three mini barrage balloons, all in white, each accompanied by a pilot on the ground, again in white with a life support pack on their backs and flying helmets. Remember this is France? As the night fly began, the fish were illuminated from inside with lights that changed colour as they 'swum' along in front of the crowd. Eventually, hundreds of helium balloons were released, presumably to represent eggs, to drift downwind, again all lit brightly before vanishing into the darkness.

Again, it was most noticeable how few of the hundreds of flyers present actually contributed to the night fly, and without the British contingent, it would have been quite thin in the main arena. White was the predominant colour with Spirits, pyro deltas and a lone Gressier Dague as well as the Follies and an unidentified Rev team. Being in the main arena though does give you a better than grandstand view of the fireworks once they start, and this year's display was just amazing. The Ride Of the Valkyries as well as bringing back wonderful memories of Aircraft, is a spectacular piece of music to choreograph fireworks to but even that was not long enough for as we were then into Bolero and a cataclysmic explosion of colour and sound to finish with. After the usual 'banner duty' it was a pleasant stroll home, casually overtaking the cars as they queued to leave town, and the cat was still waiting for us when we got back to the chalet. We don't see her from year to year, but within an hour or so of arrival, there she is, meowing at the door having matured from a biting scratching feral feline into a lovable lap cat over the years.

With two late nights and some notable headaches amongst the flyers, the final Sunday is always a bit slow until we assemble for the parade. As usual, one official tells us to stand there, and then another moves us along, only for a third to change it all as they want the band in the middle. No problem with that as it left us in the second rank and amongst the first to arrive back for a welcome beer and some grub. The food was again provided by the adult training establishment, and this year the first in the line was a 'master shoveller'. He worked on the principle that what the food may have lacked in quality at times, he would make up for in quantity. Still, it is a massive undertaking to cater for the numbers involved and clear up af-



Berck Sur Mer 2014—Hugh Blowers

terwards, so a special thanks to the chaps on 'poubelle duties'.

The final weekend always sees a huge influx of flyers, some returning from the previous weekend and some just there for a couple of days. Strangely, there had also been a mid week exodus including the massed ranks of Vulandra. They are well known for making multiple examples of the same kite, which they fly in groups so they do leave a big gap when they leave so that corner of the arena was a bit bare from then on.

Malcolm Goodman did utilise it to see just how many Japanese carp he could get onto one line and at one stage there were something like 18 of these stretching up into the sky, another lengthy proposition putting them all on the line and then taking them all off. This did seem to confirm, along with the very basic but colourful seahorses, the chubby little men, the swarm of zum zums and all the other multiples up lines or spread out, that numbers are a more than adequate substitute for size on a kite field, and a lot easier to deal with if the wind freshens. Just ask Dirk, Bernard and company when the anchors started to head inexorably towards the sea?



Festivals have to have last days, but it inevitably seems to be the same story, as those with long journeys start to pack up and transport stuff off the beach, but it does give those that are left room to expand a little and fly in a slightly more relaxed fashion when not fighting for and guarding air space. The arena programme also takes on a different tone as many of the teams were already on their way home,

so we had ballets with Flexi stacks, the 'wafting' NASA wings, Cerfs-Volants Folie with their 10 man routine and the 'all in' megateam and then suddenly, Gerard was announcing the closure of the 28th RICV, and much like last year, we still had kites in the air. Luckily these were a simple disassembly job this time as the maxi cat that we had to wrestle down for the TV last year had been packed away a couple of hours earlier. Just had to get it all up to the promenade and back in the car and the sand does seem to drag every ounce of energy out of the legs after 10 days.

Not a lot to complain about with the weather, far more good flying days than bad, and none lost completely, and some, just perfect. Merlin had his first official outing after 22 years and attracted a great deal of attention, especially from German correspondent Wolfgang Bieck who is a great admirer of Steve Brockett's work. He was one very happy chappy, when it was passed over to him to fly for a while.

Inevitably we heard a few moans, but with the organisers picking up the tab for almost everything during the week is there really any ground for complaint and perhaps rather than grumble about what they were given (or not) they might reflect on how much (or little) they contributed. On our 19th visit to Berck, we had a thoroughly enjoyable time on all counts and the calendar is marked for April 11th-19th 2015.

As a bonus, we did not have to be up at 4.00AM for the airport bus on the day we headed home either.



The Peter Powell Workshop

In the last issue I wrote a piece about the new, revamped, Peter Powell kite. A short while after I was invited up to the workshop to meet the guys - Mark, Paul and Peter Powell and their business manager, Robert.

No, not for a telling off but for a good old chat and an exchange of ideas. I am always pleased to be involved in the promotion of kite flying in whatever shape or format of the kite itself and these are the most enthusiastic and keen to learn bunch of fliers I have met in a long while. The biggest surprise for me on walking through the door to a very warm welcome was to see the man himself sat, wearing a warehouse coat getting on with the business of winding handles.

Quality matters

The Powells treat the issue of quality with the highest regard and my comments about stretchy long lines of different length was taken to heart so much so that they were redoing all of the lines already wound on to handles.

By various means of trial and error a machine had been developed to wind the lines extremely accurately. Just a bit Heath Robinson to look at maybe but Peter was rightly proud, he had great joy in showing me the bobbin hanging into a suspended bucket so that the line didn't spill out all over the place - crude but effective!

What's more the lines have now been shortened to 125ft thus reducing the 'bow' in the lines - and the stretch! - and allowing them to claim up to 20% improvement in the way the kite now performs.

There are many adaptations in the making of this new kite and the insight I have been given to the learning process is fascinating.



New jigs like the winder and frames for tying and storing the bridles were invented and, because the old kite was heavy duty plastic stuck together with strong tape and the new kites are fashioned from rip-

Pothecary Corner—Allan Pothecary

stop, Peter, along with son Mark who is a dry liner by trade, has had to learn to sew!

All on Film

I did some video shots whilst I was in the workshop and these should be on our web-site by the time this goes to press. You don't see much of Paul - he seemed to disappear when I got the video out but there is one section where you can see that there must have been a discussion at some point about lost tools as we are shown the "Tool board" with outlines of where each knife, screwdriver and pair of scissors belong and someone obviously feels the sharp tongue of the others if the tool is not replaced after use.

At the moment the team is working on a much more lightweight version of the kite which will reduce the amount of wind required before the fun can begin. I have not flown this one yet and not too sure if it will cover the whole of the wind range or just the lower half in the same way as the modern, more expensive, team kites - I will report back!

Any changes/modifications will not alter the basic shape - Diamonds are Forever!

Marilyn is back!

Marilyn and I are very pleased to report that she is now fully back in action. Toward the end of last year she was in so much pain and reduced to one of those wheelie walking frames even to get around our home.

We were in the offing for a handy trip, kite flying in Dubai in November but in no way was she in any state to go there. Now though, one new hip later we are back flying as a pair again.

Airdynamics help out

The day we called in to see the Powells we were on our way up to meet Peter Taylor of Airdynamics kite manufacturers and The Airheads kite display team. Having bought so many of Peter's kites I thought that I would lean on him to stand in for Marilyn if she wasn't fully recovered enough for the Weymouth festival in May.

With only two weeks to go Marilyn nor I were sure that she would avoid taking a tumble on the uneven and difficult to walk on sand.

The opportunities of practice due either to work commitments or the weather were extremely limited, so there were Peter and I at a sports field in Hereford, in light to pouring rain trying to put together some moves that would fit together for a watchable routine.

A different skill set

Apart from his obvious pilot skills Peter has the added advantage in having bags of experience of flying with 100ft long tails - something which is another

Pothecary Corner—Allan Pothecary

skill set to add to when you have gone through the trials and tribulations of pairs or team flying and this was essential when time was so limited.

You can get in so many tangles so easily if flying tails with one or more partners and, if you still do tangle, there are ways out which the experienced flyers will do by instinct, without verbal communication.

The problem is more prevalent in low wind and wet conditions when the tails stick together rather than sliding across if they touch - Oh well at least we got that much experience that day.

When guys like Peter and I get together we work things out much the same way as would ballroom dancers I would imagine? There are certain moves that we both know but usually by different names and by a different way of setting it up (having the kites in the right position at the same time so that the move can be properly synchronised).

Give it some stick

A good deal of sticking (miniature kites on the end of sticks) was done first, much to the amusement and bewilderment of the other patrons of the leisure centre coffee shop - and I like to think that we developed an immediate rapport.



Photo by Roger Backhouse

A further practice was arranged for the Saturday afternoon - generally known as a free flying day at Weymouth - but the sun had come out and so then had the crowds - and with no barriers or stewards to keep the designated flying areas clear, it was far too dangerous to fly so we waited for the evening when the people had all left - and taken the wind with them!!!

The show must go on though! ...and go on we did with my bits of prattle on how to fly and then Peter following my hopeful calls of when to turn or circle as we flew in pairs and pretty much nailed the landings at the end right on the final note of the music - brilliant - thanks again Peter!

HQ 14ft Bol

Firstly, sorry for getting myself in the picture again - next time I will get someone else to stand next to whatever so that some idea of size is given.



I have always wanted a Bol. Ever since I took a photo of Marilyn stood next to two huge Bols brought over from Holland for the first Kent kite festival we attended in Dover a few years back I have been captured by their magic - and now, at last, we own one.

As usual with HQ the bridles are substantial and easy to handle although one time when Marilyn was still too immobile to help I had a nightmare of putting it away and accidentally let go of the bridle and it flicked forward on to the sail. I grabbed it quickly but was unsure if the sail had come back through the lines.

On pulling it all back taut and re-attaching it to the anchor point my worst nightmare was realised as I tried to launch it but there was just a massive tangle stopping that from happening. Making the best of it

I daisy'd up and got it back in to the bag with the thought of some major work to do back home.

When it was dry enough on the back lawn and no wind, out it all came again with the awful idea in my mind that I would have to untie the bridle at the towing end and do some re-threading. Luckily it seems that all that had happened was that the bridles had crossed over each other and tangled and that running them individually back from the sail to the main knot was enough to get things back in order - phew!



The photo - this time with my foot giving perspective - is of the biggest daisy chain I have ever had to tie. After a certain amount of trial and error of getting it to open out, we tried flying the Bol in a couple of different ways.

A large anchor driven right in to the ground proved to be quite successful when we allowed about fifteen metres of flying line to be attached to the tow point which itself was joined to the Bol by a substantial, heavy duty spinner.

This way the Bol bounces along the ground and occasionally lifts of the floor and spins at an angle of about 45°.

I later tried to lift it higher and keep it permanently off the ground by running the line up the Mega Delta Jumbo that I wrote about in the last issue but it either wasn't good enough for the mammoth task I was asking of it or there just wasn't enough wind that day. Next time out - probably the August Jolly Up at Basingstoke - we will try the XXXL sled to lift it.

I admit to being a complete novice with this Bol so I look forward to hearing - perhaps in this magazine, if not at a festival somewhere, from anyone with positive experience to pass on. I do, however, now know that this is a great piece of kit, well made and ready to give hours of excitement and pleasure.

Ours is a fairly remote spot with not the cleanest of winds at best but it was amazing to see how cameras appeared whilst we played!

Pothecary Corner—Allan Pothecary

New Kite Shop Opens

More news from the Powell camp since I wrote the previous article here. When I visited them, talk of opening a shop was abundant but the reality seemed far off - and now all of a sudden we're there.

The whole workshop has been moved to the ground floor level of the Beechwood shopping centre in Cheltenham and now you can go along and not only buy a kite but see it made as well.

It's not guaranteed that Peter will be there - he has a social life too but he's mad keen as well as proud of his boy's, Mark and Paul and sometimes has trouble staying away from the buzz of excitement they create.



There is a Facebook link on BBC Points West of the opening day and is a very interesting review of the history of Peter and his kite with some great archive footage. There is also a good 'Fly on the wall' documentary style video on the Close Encounters Kites web-site giving an insight to the goings on at the kite making end and covering the opening of the new shop being filmed by the Beeb.

Bits & Pieces

From Metro—24th June

Flying a kite or playing ball games in parks could be BANNED

What do you like doing when you visit a country park? Play a ball game or fly a kite? Maybe being in the great outdoors makes you sing with joy in your heart?

All those perfectly normal activities could be banned by councillors when they vote tomorrow. Proposed new bylaws for the popular Bestwood country park in Nottinghamshire are aimed at 'discouraging nuisance behaviours and minor anti-social behaviour'.

The park covers 670 acres and 400,000 people visit every year, so wardens might have a bit of trouble enforcing the new regulations. Many local people also prefer the idea of a voluntary code of conduct.

But the park's managers say a voluntary code would be 'insufficient' and would give them 'little tangible power' to take on nuisance behaviour. Cllr John Knight, chairman of Nottinghamshire county council's culture committee, agreed. In his report, he states bylaws 'assist park managers, park rangers and local police in their job'. He wrote:

'Though the penalties for breaking bylaws are not high, they do provide a deterrent, increasing the authority of park staff to tackle minor nuisances such as unauthorised fishing, fires and camping. Other country parks and local nature reserves under the council's control have bylaws in place for this reason.' Mark Hirst, 61, from Sherwood, Nottingham, said: 'How can they say flying a kite equals anti-social behaviour? You see lots of families with young children flying kites together, surely that's a good thing?'

Ken Haswell, 33, from Bestwood, said: 'Any behaviour that stops people from enjoying a day out should be banned but some of these measures are a bit harsh.'

From ETAuto.com—9th June

Tata Motors Plans 'Kite' to Fly Past Rivals

New Delhi: Tata Motors is working on a new small car to take on bestseller brands such as the Maruti Celerio and Ford's new Figo to help it regain some lost turf.

The all-new car, codenamed Kite, is planned to be launched in late 2015 and it would be rolled out from Tata Motors' Sanand plant in Gujarat.

World Kite Museum, Longbeach Director Retires

Kay Buesing who has worked with the museum since it unveiled its first exhibit in 1989 is retiring soon. At first, she helped coordinate the Long Beach kite festival, which began in 1982 and later gave birth to the museum. The museum initially showcased abandoned kites left by festival patrons. Now it houses kites from all over the world, including traditional fighter kites from India and vibrant, hand-painted Japanese kites.

A familiar face in the kite community, Kay has witnessed the museum's humble beginnings as a fledgling exhibit in a small house to its 2005 expansion to a larger venue, where it remains today. A member of the museum's original organizing committee in the 1980s, Kay plans to be part of the museum's most recent transition to a new organizer.

"I'm staying here until the festival is over to help (the new organizer) become acquainted," she said.

To replace Kay, Holli Kemmer stepped in as development/events director for the museum in May. Her background with the festival—held the third full week in August each year—will come into play as she takes over the role as coordinator.

In years past, the museum participated in the festival, but this year the museum will transition to a more active role as Holli steps in to plan the event under the guidance of Kay and Jane Holeman. The only role not changing is that of the Long Beach Merchants Association, which will continue to manage the event as it has in years past.

"Eventually, the museum could become the sole manager of the festival," Blaine Walker (museum board president) said. "But for now the Merchants Association will continue providing the financial backing for the event."

From Gizmodo

Let Your Stoner Flag Fly with the High Kite

With more than 50 percent of the public in favor of decriminalization, it's high time for America's

Bits & Pieces

stoners to come out of the shadows. Get loud, be proud, maybe get off the couch today and show everybody your stoner pride with the High Kite.



The High Kite from The World's Best Ever, is exactly what it sounds like—a kite. You all know how kites work, right? But when combined with its Journey carrying case/3-footer and a bit of sticky-icky, well, you've got yourself a marvelous afternoon chilling in the park.

For \$400 a set, these aren't your grandfather's smoking and flying implements. As the Paul Kasmin Gallery's PK Shop details:

Hand-stitched out of ripstop nylon by Miami-based master kite-maker Dan Ward, the 34" HIGH Kite is a statement in the sky. Literally embracing the century-old phrase "high as a kite" while referencing the kite as a means of advertising in the same era, the HIGH kite celebrates the lifted. With a stylistic nod to the legendary acrylic Tobacco Master Water Pipe, the Journey Tube is a 39-inch, fully functional travel case designed in partnership with Brooklyn-based industrial design studio The Principals.

If you go to <http://gizmodo.com/let-your-stoner-flag-fly-with-the-high-kite-1584850312> the video is quite amusing as well.

Lancashire Evening Post 29th June Thieves steal 20 kites from stroke patient

A stroke survivor has been left "absolutely devastated" after the display kites he was using for physiotherapy were stolen from his car.

Alan Horrobin, 62, of Alder Close, Leyland, discovered his Ford Galaxy had been broken into on Monday lunchtime, and 18-20 of the kites worth a total of £2,000 had been taken from the back seat.

As well as for therapy, the former Lancashire County Council day centre officer also used the kites to put on displays for children, including his eight-year-old grandson Ethan, who has mild learning difficulties. Mr Horrobin said: "I had a stroke two years ago and I had to finish work. Since then I've been using the kites as physiotherapy. They help to get my limbs working. The kites are quite distinctive and very big. Some of them are 12ft by 8ft, and if a child got hold of one, they could be killed. They'd easily be swept off their feet."

He added: "I'm absolutely in bits about it. Although they're not insured, it's not just about the money. I'm upset that I was using the kites to help children with learning difficulties, including my grandson Ethan."

A police spokesman said: "If anyone saw any suspicious behaviour in the area, or has been approached to buy display kites, contact the police on 101 quoting reference 543 of June 2."

Seen on xkcd.com



Maurizio Angeletti

Those of you who have been kite flying for some time may remember the Italian kite flier and designer Maurizio Angeletti and his marvelous designs. Well he is back!

Bits & Pieces

www.maurizioangelettikites.com has quite a bit of information about Maurizio, his kite designs and there is an opportunity to buy kites as well!

He also has a new book coming out soon—Star Kites. The book documents his involvement and work as a kite maker from the West whose star-shaped kites have combined the ingenuity and artistic approach of traditional Oriental cultures with the study of aerodynamics and the more functional approach of Western European culture.

The book will be produced in a limited edition run of 250, hardbound, signed and numbered. Go to the web site if you want more information.



Millestelle by Maurizio Angeletti

Japan; A Tribute to the Japanese Kite Association in England

A self published book by Paul Chapman the description says:

The Japanese Kite Association came to England in 1981 with the Giant Kites of Yokaichi to commemorate the Royal Wedding. This book is a tribute to that occasion and I will be presenting it to the JKA and the Yokaichi Kite Museum when I travel to Japan in May 2014. I shall also be meeting the Abu-dako (Insect Kite) Group who make perhaps the most exquisite kites in the world.

See more at: www.bobbooks.co.uk/bookshop/uk-japan-tribute-japanese-kite-association-england#page/7

West Coast Weather Vane

Have produced one called Boys and Kite Weather Vane. This Boys & Kite Weather Vane is crafted in copper with gold accents. As you can see, the boy's faces, bare torso, arms and legs as well as the kite, were gilded in optional gold leaf. You can choose to accentuate any aspect of the design using different metal combinations when placing your order. As with most of our human figures, you also choose what color eyes each boy has — selecting from blue, emerald, green or brown translucent glass jewels.



This particular Three Boys and A Kite Weather Vane was a portrait piece we did for a woman in Massachusetts. She sent us photos of her three sons and this design is based on these images.

We have also made variations of the Children and Kite weathervanes adding girls, mixing up the positions of the children, etc. If you are interested in a variation on this theme, please let us know. We can literally create a portrait weathervane based on photos supplied us by our customers. A piece like this could become a treasured family keepsake and be handed down for many generations.


Pricing for a small one is \$3795 and a large one is \$5195.

Go to www.westcoastweathervanes.com for more.

Bonhams Auction

As part of the recent auction—The Story of the 20th Century lot 105 was Aviation: The Cody Archive.

Bits & Pieces



Apparently being sold by The Drachen Foundation—the estimate was \$150,000—\$200,000. Highest bid was \$95,000 so remained unsold.

Grand River Times, Grand Haven, Michigan Kite Festival Melee Turns Into Fracas – Police Intervention Prevents Brouhaha

Again this year, tragedy, or certainly severe unpleasantness, struck the annual Kite Festival held at The Grand Haven State Park, when a melee erupted between two rival kiter-gangs. This traditionally tranquil event, usually a fun, safe, family-values-type-outing, has in recent years become a seething hot-bed of rivalries between the ever-growing number of gangs flying kites competitively.

This year's violent outbreak is alleged to have begun when three members of The Silver Flyers, a gang of retirees from the Grandville area, deliberately steered their kite into the path of a kite flown by rival gang The Tail-Twisters, during what was a non-competitive, exhibition-only display of kitesmanship. Members of the Tail-Twisters charged The Silver Flyers, who plodded forward through the sand as best they could. The first to respond was off-duty County Sheriff Deputy Bernard VanderFifen, who threw himself into the melee just as it was erupting into a full-fledged fracas. "I know the City Public Safety Officers think they've got this event well-covered", said Deputy VanderFifen in his exclusive interview with The Times, "But after that awful business at last year's festival, I just thought it was the right thing for me to be down here. You just never know."

As VanderFifen became embroiled in the fracas, Grand Haven Public Safety Officers arrived to help prevent the escalating fracas from breaking into a brouhaha that could might have spilled out into the crowd, resulting in fatalities eerily reminiscent of last year's awful events. "I'm glad those other guys arrived when they did", said VanderFifen over a Green Tea at the local Coffee Grounds shop two hours later. "I couldn't stop it by myself, and some of those seniors look frail, but with all that kite flying they do, some of them have wicked-strong arms."

City Officers separated the gangs, and made multiple arrests, including three Silver Flyers charged with the beating of a Tail-Twister gang member identified only as 'Wing-Man-X', who is currently in guarded, but stable condition at North Ottawa Community Hospital. No onlookers were injured, but one reveller suffered minor cuts and bruises. Event organizers expressed dismay at the increasing frequency of kite-rage incidents in recent years, and were thankful today's events took place so near the end of the three-day event.

In a separate, but related story, there are preliminary reports coming from the Ottawa County Sheriff's Department which indicate Deputy Bernard VanderFifen, and his actions at today's Kite Festival, will be the subject of an Internal Affairs Investigation to begin on Monday morning. VanderFifen has not responded to calls and emails from The Times, and is no longer at Coffee Grounds. It is not clear what specific actions may have triggered this Investigation, stay tuned to The Grand River Times as this story develops.

Outrage at kite-flying ban on East Riding beaches

Families have been banned from flying kites on award-winning beaches in East Yorkshire. East Riding Council has introduced £500 fines to people flying kites on beaches. The new health and safety bylaws cover Bridlington's north and south beaches, Hornsea, Withernsea and Hessle's foreshore.

The council chose to adopt the bylaws to address increasing concern over the use of kite buggies on beaches, although no accidents had been reported. But it has not ruled out penalising ordinary kite-flyers if they are considered "a risk" to other beach-goers.

Bits & Pieces

Withernsea town councillor Terry Render said: "I have never heard of anything so ridiculous in my life and it does not help us when we are trying to attract more visitors to Withernsea. It is barmy to include all forms of kiting in the new regulations. I can understand banning big kite buggies and sail kites because somebody could be badly hurt or killed if hit by them. But technically, a little lad flying his home made kite, constructed from bamboo cane and a bit of paper and plastic, could also be prosecuted."

Families who use East Yorkshire's beaches have been shocked to learn about the new regulations. Mother of one Jenny Hird, of Travis Street, Bridlington, said: "It is absolutely stupid and I think officials are being over-zealous. I have lived in Bridlington all my life and flew kites on the beach when I was a little girl – it is a great seaside tradition. My six-year-old son Jake likes to fly a kite and he also loves watching the kite buggies on the beach."

The council said it adopted the seaside and promenade bylaws after consulting with interested parties. A spokesman said: "They are national, model bylaws and, therefore, the ability to influence the content locally is extremely limited. The council has discretion regarding enforcement and it is not our intention to unnecessarily enforce them in the case of the traditional domestic pleasure kite where the activity is clearly not putting anyone at risk. The bylaw is, however, relevant in respect of very large kites, often propelled at high speeds, which have become popular and are considered a risk in a beach setting."

In the air with Roald Amundsen Man-carrying kite (1909)

During the winter of 1908-09 Roald Amundsen was preparing the next polar expedition. He wanted to sail with the vessel "Fram" into the Bering Strait and get the ship to drift with the ice in northern direction. He hoped to end the journey between Greenland and Spitzbergen. Already in 1902 a German South Pole expedition had made use of a 300-m³ captive balloon for observations. Roald Amundsen felt that aircraft were still too fragile and balloons were too expensive. It was therefore decided to try kites.

The use of man-carrying kites in general was not new. In 1894 the American Scouting General Baden-Powell had used kites and the Anglo-American Captain Samuel Franklin Cody sailed in 1903 across The Channel using kites.

The first trials with kites in Norway started in the spring of 1909 at the island of Hovedøya in the Kristiania Fjord (now called Oslo Fjord). The trials were successful and it decided to build a better kite based on those used before. At the Navy's ship

yard at Horten the man-carrying kite was built. The kite consisted of one 5 m² kite of 2-3 kg, four baring kites of 13 m², each weighing 7 kg and one 20 metres/12 kg man-carrying kite, that could lift up to 300 kg in the air.

All kites were connected to each other by 8 mm and 1,000m long steel wire that weighed another 180 kg. Ten metres under the lowest kite was a small gondola for observation. The man-carrying kite could carry two 80 kg heavy men to 500 metres.

During the trial the weather turned bad and dark clouds gathered above the island of Vealøs. The kite was at that moment at 500-600 metres height and it was decided to leave the kite rather than get electrified. Captain Engelstad did not want to let the kite be destroyed, so he returned later to island to take down the kite. However, there was too much electricity around the kite so he initially decided to leave it as it was instead. But he then took the chance to lower the kite and was subsequently electrified and killed.

After the accident Roald Amundsen came down to Horten to follow the trials and everything was now finalized. At the beginning of September the man-carrying kite was packed for Roald Amundsen's "Fram"-expedition. Despite the positive trials the kites were not used during the expedition.

News from Manni Kluge @ EMKAY

Some of you might have noticed that his online shop at www.kites4u.co.uk hasn't been updated for a while. Sadly he wasn't too well over the past 12 month and combined with other commitments he was almost close to abandoned his small business. Although he handled incoming requests and orders over the year, he has done very little else with his kite business. Good news is that he is feeling better and his online shop should get an update pretty soon. Until then also have a look at www.kiteline.co.uk or check out Kites4U on Facebook. Updates, news on new products and downloads etc. will be posted on both of these until the online shop is properly updated. Or just send him an email with your request. As always, he still stocks or finds you those specialist kites and accessories. No need really to go shopping across the Channel. Recently he has added a few more interesting kites to his stock. Among them kites from Flying Wings, Into The Wind and George Peters. And he still offers you the largest choice of kite lines in almost any length you require. Please see his ad elsewhere in the magazine and visit his website.

Toothless Bought to Life—Extracts from Peter Lynn Newsletters

This latest project started inauspiciously with a typical enough approach from a media company for a kite in the shape of a dragon to support the launch of How to Train your Dragon II.

I say inauspicious, because media projects generally start out with a great deal of hype and hoopla then fizzle out after many hours of quoting and prototyping with a sudden halt called by someone a long way up their food chain, and possibly themselves. PL Kites has in the past been left holding prototypes for which payment is not forthcoming.

So I counselled caution on this one. Wrongly as it happened because, this project has not fizzled, and 20th Century Fox have done everything they said they'd do and have been excellent to work with. And also wrongly because a dragon seems to me like an inherently difficult soft kite to get to fly right (easy enough with sticks, but then it can't be big enough) - particularly because with this style of kite it's almost impossible to prevent the wings periodically overflying the body and wrapping themselves around the head - which causes collapse and instability and looks messy.

ADVENTURES IN LONDON

27th June 2014 The trial run was at the Erith Yacht Club, much further down the Thames. Unfortunately the wind was reasonably brisk offshore and there were no land or pontoon sites suitable for launching from. Instead, we dropped a bag containing Toothless into the water behind the boat, accelerated until the pilot kite lifted this clear of the water then pulled a pin to release the kite, which then inflated – a system we developed just the week before- and had only ever tested over land. Fortunately it worked this time and we then towed around for 30 minutes or so and landed the kite back on the dock at the yacht club. The conditions were difficult, and different to those we will meet at Tower Bridge- but we don't seem to have done too much wrong, because the river authority observer eventually gave us the go-ahead for Tuesday- phew!

30th June 2014

A day for final checking and worrying about things that we mostly can't do anything about. Weather and wind conditional are our greatest concern of course: What if the wind's the wrong way?- will we be able to launch downriver then turn in the narrow and obstructed river and get back to the bridge?-within the 20km/hr boat speed limit? And what if there is not even enough puff to pre-inflate the pilot kite? Toothless will be blower inflated, but the pilot is an open cell kite and needs to be adequately inflated before the boat accelerates or

it will collapse, taking Toothless into the water. If the first launch fails we can start over with the reserve Toothless- but the bridge can only stay open for 15minutes maximum.

1 July 2014

Failure: At 4 am there was wind enough to fly the Pilot, so we set up for launching off the up-river pontoon. Then, at 4.45am, the wind died; de ja vu all over again. The bridge lifted on schedule at 5am but there was no realistic opportunity to launch. Just before the bridge was to close again at 5.15am the boat crew took the decision to go; but the main bridles snagged on the pontoon and Toothless tipped half off the pontoon into the Thames before Blake (on the boat) could pull the release. The pilot failed to launch anyway (my job), so this attempt wasn't even a nearly. Damn, I should have prepared with a balloon assisted pilot kite.

Options for the last chance 6am opening were then to either hope for wind or go for a bag launch. The wind was not looking promising, so at 5.25am we started rigging the bag. Our reluctance to take this option earlier was the time-on-distance challenge of hitting the bridge within such a narrow time slot from some kilometres downriver. We needed to launch while travelling away from the bridge, do sufficient distance at speed to get full inflation, then turn and get back to the bridge while it was open (for about 10 minutes) - with very little freedom to speed up or slow down- because the kite requires >15km/hr apparent wind to stay up, and the boat speed limit was just 5km/hr more than this. That there was by now an intermittent tail wind didn't help.

This launch and turns were flawless. Toothless did touch a wing on the water during the run back, but recovered. The afterguard (Blake) and skipper (Dean) managed the time-on-distance to perfection. We were through and clear just before the bridge started closing.



A Tale of Two Festivals—Gill Bloom

We thought it would be nice to go in the other direction for a change – and looked to the US and Canada for possible kite festivals. Actually there are very few International events, and two of the biggest are in Canada – Saint-Honoré, Quebec and Windscape, Saskatchewan. So emails were exchanged, and after we said we would pay our own international airfares invitations were forthcoming.

Often organisers just cannot run to airfares, but are willing to help with accommodation etc. So that's why we were winging away from a sun drenched UK to a very wet Canada. From the moment we landed to the last day in Saint-Honoré there was a lot of rain (of course it was British rain!). The trip from Montreal to Saint-Honoré is 5 – 6 hours of very straight roads, slow speed limit and lots and lots of forest.... in the rain. Once registered it as an interesting time to discover actually where our Hotel was. It was up a hill overlooking the Fjord (yes they have fjords in Canada) some 30km from the festival site. We assumed the fjord was there as rain again obscured everything.



The next day the rain had abated somewhat and off to the airfield where the event is held. Warmly greeted by organisers and helpers alike, the festival is unusual in the fact that it is held at an active airfield and planes and helicopters continue to take off and land during the event, quite unnerving. But there were no incidents and it meant that you got very accurate weather reports from the control tower. So we knew exactly when the next heavy rain was coming - to the minute!

Banners were erected and a few kite flew but there was very little wind. The next day, grey and rainy again, this time Brigitte Bussi res the organiser had arranged for some indoor flying in a hangar. Jan van Leeuwen decided that a Dick Toonen box kite would be ideal – well not quite, but the flites and revs managed better.

The rain abated a little and an impromptu rokkaku dis-

play occurred in very little wind being the only kites in the skies, understandable as would you want to fly a large inflatable and then have to deal with tons of wet ripstop? Other kitefliers amused themselves with bubble making instead. Saturday night was also meant to be the night flying complete with a Pink Floyd tribute band. However, the rain returned and it was cancelled, the concert crowd had to be content with indoor kite flying.

Sunday dawned – blue skies. We realised what a fantastic view we had from our hotel and also what a scenic place the kite field was – surrounded by rolling hills in the distance. Hopes were high for today, it was certainly warm but the wind was very strong and for us, who expected the wind to be smooth and very bumpy. Meaning that, although the big kites could fly, there was a lot of movement in the skies. The crowds came out en-mass and the many stalls of face painting, crafts and food did a great business and there was a very happy atmosphere. A great family event. We did feel happy for Brigitte as so much hard work had gone into the event and at least she had one good day crowd wise.

The kite fliers were mainly from various Canadian provinces together with some American, us and Jan and Jolanda van Leeuvan from Holland and Sabine Chancel and Alain Micquiaux from France. There were many new faces to us – although their kites were familiar thanks to Facebook!. Standing out was of course the first glimpse of (a) Toothless (see article elsewhere) and finally getting to see Ron Bohart's applique and dyed kites up close- a real treat. It was just such a pity that the bad weather had meant that many kites never made it out of their bag.

There were a large number of Peter Lynn inflatables but not many own design inflatables – which was not exactly what I had expected, but the Canadian kitefliers were welcoming, with great hospitality and food and made the rainy times pass very quickly and kept spirits up, so a very worthwhile experience.

A few sunny and dry days in Montreal followed and we were back in the airport for the flight to Regina and the Windscape kite festival. Along with quite a number of kitefliers from the Saint-Honor  event (must be a very small pool of kitefliers in CanadaJ). We all gathered in the



A Tale of Two Festivals—Gill Bloom

arrivals hall at Regina and waited for others to arrive before boarding the kitemobile and trailer for the 2 hour trip to Swift Current ably driven by Dave Tuttle who was acting as kite liaison for the weekend – and yes it is raining. The rain soon stops and blue sky can clearly be seen in the distance – and the horizon is a long, long way off on the prairies. Passing through towns with names out of westerns such as Moose Jaw and Medicine Head, we arrive at Swift Current and settled into our motel to wait for the following day.



The day dawns fairly grey but improves over time. The flying site is set on a slight hill (or probably for the locals a steep hill) overlooking the town and river valley, with the occasional mournful sound of a locomotive pulling a very long line of carriages to be heard above the wind. We had all been warned about the gopher holes, but to be honest did not expect quite so many. In the UK the field would have been deemed too dangerous to fly on, here you just got used to looking down ALL the time - even when launching kites – and no moving backwards. Not easy. The gophers themselves were usually only heard, a strange eerie whistle as you approached the holes but if you were lucky, glimpses could be spotted – a very cute animal I must say.

The festival is a well set out event with many activities for the family and plenty to keep kids happy. This included a kiteflier's passport, a book with pictures of the celebrity kitefliers which children were encouraged to approach and get their autograph. The more signatures you managed to collect the more exciting prize you received – a good idea but probably not one able to be copied in the UK with our Nanny state. It did mean your signature got a good work out and you got to meet a lot of the locals!

During the day winds became stronger and even though there were no trees and the landscape is basically flat the wind is very gusty and bouncy. Quite a surprise as we thought the wind would be smooth. You could fly kites, my Della Portas coped with the gusts – but only if you had two tails instead of one. I wonder if that is why the traditional American kite is a

barn door, capable of riding out those strong winds. The next day was bright and sunny again, but with just as much, if not more winds and gusts, up to 42mph. Even some of the big inflatables were having trouble, a large Teddy bear called Lucky went for a walk and David Gomberg returned with some very wet ripstop. The bear had decided to go for a dip in the creek, two miles distant, and the bridle lines that remained behind had completely twisted together under the pressure.



So it was a day of banners, rev demos and smaller and smaller inflatables –and my Della Portas - and of the most beautiful skies – Saskatchewan is called the land of the living skies, the clouds and the light made the sky a canvas of great beauty and a delight to fly in, if only the wind had calmed just a little.

Again the organiser (Shann Gowan) and kitefliers were gracious hosts, but if nothing else it has really made me appreciate the wealth of kite festivals, fliers and makers we have in Europe and the ease in which we can get to festivals to enjoy them. Many of the Canadian and American kitefliers think nothing of a 12 hour trip to get to Saint-Honoré or Windscape. I cannot see some English kitefliers being that dedicated!



Event News

NORTH HANTS KITER'S JOLLY UP15 on Aug 2nd & 3rd 2014

Gate open from 12noon on the Friday...

Come and join us for another Jolly Up, and another FUN Weekend of Kite Flying for Kite Fliers! The site is located in the village of Cliddesden, just south of Basingstoke (not far from J6 of the M3).

On site camping is available from Friday midday onwards (£8 per tent/camper for Fri and Sat evening).

The Saturday evening BBQ works well, so we will doing the same format. tickets available on the weekend (£7.00 and please bring your plate and cutlery where possible!!)

We will be doing Jacket Potatoes at lunchtimes, and Bacon rolls will be available both mornings. The Auction will be held on the Saturday evening, and any donations gratefully received before or on the Saturday (*before 4pm please* to give us time to set it all up and Hayley to sit down for a bit :-)

We will also run the Competition for Garden Produce, which can cover fruit, veg, plants, anything really. Show us what you've been growing, it may win a prize. Rules are minimal and made up on the day!

There is the category for Home Made Hooch again!! Roy Martin's Sled competition will take place (to contact him directly please). We hope to run the Beer Lift competition, same rules as before. Roy's Refreshment Tent will be open for Business, normal rules apply..

For further info, please either contact:

Roy on 07778 352825
Colin on 07770 338419
Or e-mail roy@kitesup.co.uk

You can pre-order your tee-shirt / poloshirt, etc just email if interested in doing so.

Please Note: this is NOT a Buggy/Boarding weekend, thank-you

Llansteffan Fiesta 27th July & 3rd August

As during the last two years we are having a kite flying demonstration on the two Sunday afternoons of the Llansteffan Fiesta (July 27th

and August 3rd) starting at 14:00 until about 17:00, weather permitting.

It will feature fighter kites from around the world and people will be given the chance to try flying a fighter kite. For a report on last years event see The Kiteflier ,Issue 137 page 11.

The venue is at the football pitch on the Green next to the beach at Llansteffan, Carmarthen-shire, SW Wales.

If you wish there is plenty of room to fly your own kites on the beach itself. Every one is welcome.

For further information contact Neil Little at neillittlegw3yvn@hotmail.com

Stone Barns Kite Flying Day -, 31st August

We are holding a kite flying day on the 31st August here at Stonham Barns. Cascade Kites are displaying all day as well as another act which is yet to be confirmed, we also have a fun fair attending, kites for sale and much more.

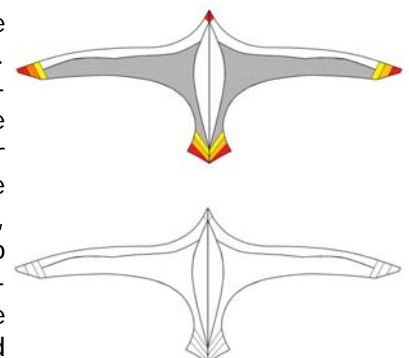
Grace Boggis, Events Management. Stonham Barns, Stonham Aspal, Stowmarket, Suffolk IP14 6AT
Tel: 01449 711111
www.stonham-barns.co.uk

Lutz & Lotte Treczoks Kite Workshop

Cliddesden Village Hall, March 7th and 8th 2015
This is not a beginners class!

Attention all interested parties-Roy of Kites Up will be organising a workshop at the Cliddesden Village Hall, on the above dates, on behalf of Lutz and Lotte Treczoks. It will be over two days-stopping for lunch (for a small donation) at the Hall.

There are 20 places, on a first come first served basis. A deposit is required in advance to ensure we cover costs. There will be a kit to work from, you just need to bring a sewing machine (plus the usual bits and pieces-scissors,



Event News

pencil, stitch ripper, etc, as per usual). Colours can be chosen through Lotte and Lutz, and I will supply the contact details when a place is booked.

We're not far from the Kites Up chapel, so anything forgotten could be within reach!

Given time (and weather!) we hope to fly them later in the day on the Sunday, so please bring flying line, or add £10 to the cost for it to be supplied (**please let me know if this is the case**).

The cost for the workshop is £110.00 per head, of which £60.00 will be required as a deposit.

(This kite has a 4m wingspan, and the bag for it is being supplied)

To book contact Kites Up at info@kitesup.co.uk

The Ron Dell Kite Festival at Teston Bridge Country Park, Nr Maidstone
9/10th August 2014

As previously circulated the festival has been re-named to celebrate the life of Ron Dell and the contribution paid in raising the profile of kiteflying by Ron and his late wife Pat as individuals and together through Kiteability. It is intended to fly as many of the kites made by them as possible during times on both Saturday and Sunday.

It is intended to carry on the tradition started by Ron and Pat 26 years ago for it to be a time for kite flyers to socialise, intermingle with the public and encouraging them into kite flying. In Ron's words it is about "Sharing the love" which he did to every-one he met.

Camping will be a minimum donation of £10 per pitch of up to 4 persons. Camping again will be from Friday morning 8th August, until the following Monday morning. Kite Trader and Catering concession are booked.

For more information
Contact Malcolm Ford, Kent Kite Flyers, mob. 07840086770
e-mail malcolmf@kentkiteflyers.com

Bikes and Kites 21st September

Just announced there will be another one day event at Capstone Country Farm Park, Capstone Road, Gillingham Kent.

It will commence at 11am until 5pm.

It is a one day event organised by Medway Council, and we hope the weather conditions will be better than the last two years, with 2012 having to be called on on the day due to heavy and persistent rain; and the wind staying away last year.

Entry is free, unfortunately no camping will be allowed. parking will be allowed on the field for flyers car, with passes

For further information, please contact Amy Sandler at Medway Council e-mail address amy.sandler@medway.gov.uk

or Malcolmf@kentkiteflyers.com mobile 07840086770

www.
Kites4U.co.uk

WhatsApp Viber Like us on FB Twitter

07960 056 678

EMKAY Kites
Sleaford
Lincolnshire

Kites
Windsocks
Inflatables
Kite Lines
Accessories
Glove + Finger Puppets
And More ...

Visits by appointment only!

Portsmouth International Kite Festival 2014

Taking place Saturday 23rd and Sunday 24th August, with Monday 25th August reserved for free flying at Southsea Common, Portsmouth. This is the 23rd Festival.

This year the theme, in recognition of the 100th anniversary of the start of the First World War, is turn of the 20th Century Historical Kites (original or replica). So we have a number of kite fliers who specialise in these historical kites such as Christian Kolz and Michael Stiefenhofer from Germany. Why not bring your kites from this period along—they can be replicas of course.

As for last year we have a marquee available to exhibit some of these kites as well as an outdoor area for displaying them.

We also have Cerf-Volant Folie, a 12 person sports kite display team who can split in various ways to make teams of 4, 6, 8 or more people.

We are also pleased to have a number of talented kite artists coming to Portsmouth this year with their range of appliqued kites.

We aim to have several displays where you can bring your kite into the arena and join in. These are: Twisted Boxes, Spirit kites, Butterfly kites in memory of Kelvin Woods and more.

Even if you do not have a suitable kite for the displays—there are often more kites than people to fly them, so why not come along and help.

We have a wide range of invited kite fliers at Portsmouth this year—some regulars and many fliers appearing for the first time.

New to the festival are: Edo Boghetti (Italy), Bert Maetens (Belgium), Sky Pirates (Holland), Magi Walker (Switzerland), Jan Grutterink (Holland) and Ruud Kugel (Holland) and Markus Münstermann (Germany).

Other overseas fliers include Bernard Dingwerth (Germany), Jan and Jolanda van Leeuwen, (Holland), Marco Casadio (Italy), Team Generation (France), Dick Toonen (Holland) and from further afield we have Robert van Weers (New Zealand) and Robert Brasington (Australia).

From the UK we have Team Spectrum, Brighton Kite Fliers, North East Kite Fliers, Tony Cartwright, The Beccles Bunch, The Flying Squad, The Decorators, Andrew and Kathleen Beattie, Fusion, Dave Ellison, Michael Lowe, Guy Reynolds, Flying Fish, Martin Lester and Nick James. The timetable will be published on the web site

www.portsmouthkitefestival.org.uk when we create it!

We also have Craig and Sue Harby—new to the festival, with what is recognised as the worlds largest teddy bear kite—Oscar.

There will be a selection of kite traders and caterers on site as well as a selection of non-kite stalls and a craft tent.

Festival Auction: There will be a short (hopefully) auction taking place Saturday evening around 8:30pm to raise funds for the festival. This will take place in one of the marquees on site. Items for the auction gratefully received before or on the day. Everyone is welcome to attend the evening events.

Free parking is available for KSGB members on request from us IN ADVANCE. No passes will be available at the site. Send SAE or email us with your car registration number. You will be able to unload your vehicle on the site but PLEASE, once unloaded, move your car to the car park. The car park is located on the left as you enter the site from the Queens Hotel end.

Camping There are no places left—we can add you to a wait list if requested. If you do not have a camping pass please do not camp!

For details of local accommodation please contact the Portsmouth Tourist Centre on 023 9283 6722, www.visitportsmouth.co.uk. The University Halls of Residence, where the invited kitefliers stay, can be booked online at www.port.ac.uk/holidays or call 023 9284 4884.

Look at www.portsmouthkitefestival.org.uk for up to date information.

We hope to see as many of you as possible to come and fly your kites. There will be a number of arena spots where anyone can show off their kites.



Finally we would like to thank Portsmouth City Council for their continued support of the event.

Bacon Butties at Bedford—Hugh Blowers

George Webster is very fond of his quotes, most of which emanate from Groucho Marx or W C Fields, but the most applicable must be from Einstein who propounded that 'insanity is doing the same thing over and over again and expecting a different outcome'. Well this must sum up the flying at Bedford Festival over the Spring Bank Holiday weekend. The 'attempted launch' to 'successful launch' ratio was minimal, as the assembled flyers tried every trick in the book to get kites above the trees. Sometimes through sheer perseverance, finding a gap, having just the right kite or a bit of luck, saw kites in the air, but was it ever hard work at times?

Malcolm and Jeanette Goodman had assembled a glittering line up of foreign and British flyers and then found themselves with a huge amount of work both during and prior to the festival overcoming a few problems that had crept into the equation. The hotel provided was relatively new, with spacious and comfortable rooms, but had no bar, lounges or communal areas for flyers. Malcolm and Jeanette kindly organised taxis into Bedford on the Friday for a meal at the Riverside Grill. The lack of catering at the hotel was taken care of with the offer of 'breakfast

on the flying site', which those of us who had experienced it before were looking forward to. Sadly it was not to be, as it showed English concession catering in its worst light. This was not helped by the fact that it was raining heavily as well and showed all the signs of continuing for much of the day.

With the rain beating down, Malcolm arranged for guests to assemble kites in the marquee, which gave an insight into some of the wonderful pieces of work lurking in bags. Ludovico Bertozzi and Jane Edwards never cease to amaze with the number of new and complex designs they come up with, and this year it was more of their Edo style kites with varying graphics. It was however one of the simplest kites that was to prove the most fascinating throughout the weekend, but the true nature of this was not to be revealed until Sunday. Also assembling kites in the tent were Peter Powell's two sons with the Mk III versions of the famous 'stunter'.

Unlike other Bank Holidays we have known, the rain eased up and by eleven o'clock it was all hands to the field as flying became possible. There was not a lot of wind to start with so it was light wind kites to the fore, especially a new Ghenki style kite from Karen



Bacon Butties at Bedford—Hugh Blowers



Gamble. After a lot of aggravation they now have their colour-printing machine working to their satisfaction and it is producing amazing colour saturation. The graphics were reminiscent of the oil wheels that were de-rigueur in early discos and printed on Icarex, making an exceedingly light kite. Dave Holt had worked a Premier sled up to amazing height in order to hitch on what looked like the result of a bad accident between a Peter Lynn horse and a Jurgen Ebbinghaus fish. This is doing Dave a grave disservice, as it was one of his 'mythology' series being a Hippocampus, literally a sea-horse, which was ridden by Poseidon and used to draw his chariot. Dave's Unicorn and Pegasus never made it onto the line as they had been sold previously.

In contrast to the inflatables were the most delicate and gorgeous art kites of Therese Ugen. I first met Therese many years ago in Dieppe where she had made her own version of Curt Asker's Paws. Using the slenderest of bamboo and natural tissue she creates wonderful asymmetric shapes, many of which were on display. It was far from ideal conditions for these miniature masterpieces yet they are remarkably sturdy as we have seen with similar kites from Etienne Veyrez and Frances Anderson. For pure art though it is difficult to beat the kites that Ludovico and Jane produce. Like my comments on printed kites, we could get into a discussion over the origins of some of the artwork as many of their kites are inspired by Warhol, Picasso and other artists, but unless you are resorting to printing, reproducing the image in rip-stop is no easy task, unless it is a Paul Klee and then even I could manage that.

As well as their Beatles kite they had the Catwoman, a Picasso pilot and the Peasants. For sheer impact though it was the naked lady that attracted most attention, not because she was naked, it was a rear view, but because the image had been created by sewing on hundreds of small patches of grey material onto a white background.. Close to it was obvious what it was, but up in the sky, the patches blended to make a wonderfully shaded pastel image that would not have worked with solid colour.

The wind freshened throughout the day allowing bigger pilots and heavier kites to get into the air although there was still no wind low down to fill anything on a line. Wolfgang Shimmelpfenig and Sabine had the remora shark, squid and a giant sized boxfish, which they did manage to get flying well, as long as the pilot stayed up. Wolfgang has developed a new parasled pilot that is completely soft, although this was not the ideal site to see how well it worked. Mid way through the afternoon though, the heavens opened again leaving lots of soggy kites and flyers, at which point George called it a day, as everyone had to get back to the hotel. Luckily the hotel rooms were exceedingly warm allowing kites and clothes to be dried, especially welcome with a very damp poly-cotton Merlin.

After many years of meeting back at the site for the evening meal, there was a change of plan as we were all transported to Bromham Mill. This is a heritage water mill that the council has recently set up as visitor attraction with an art gallery, and also as a wedding and corporate entertainment venue. The tour round the mill was fascinating as it still has one of its waterwheels in place as well as the milling equipment. The constant rushing water through the open races did have a unique psychological effect throughout the evening for those seated in that area. Once again the Mayor and Mayoress were present and the good news was that the festival is safe for another year at least, and longer if he is re-elected.

During one of the conversations around the table, we got onto the topic of our favourite flyers, ie those who get the kites into the sky

Bacon Butties at Bedford—Hugh Blowers

during a festival, and there was little divergence of opinion about those who really deliver for organisers and spectators. Inevitably that led to a similar discussion about those that don't make too much effort (or none at all) as was reported at one recent International festival. The scope was broadened into favourite kite makers and here it was sad to note that most of those mentioned were no longer active, or even worse, no longer with us. It did reveal though that there are some fabulous kites that deserve to be seen again lurking in bags and cupboards.



Sunday we awoke to shafts of sunlight on the wall and strange noises from the picture windows as they heated up and moved with ominous groans, creaks and bangs. The forecast was for a fine day with a shower around lunchtime, but a strongish wind. Happily the shower did not arrive, so memories of the rain were banished. Now to what must have been the most remarkable fusion of traditional eastern kite making and western technology, and probably a piece of kite making history, but first, back a few years. Martin Lester came up with a new kite at Bristol, which he called the Cheshire Cat as it was akin to a grinning mouth. The less kind nicknamed it Lester's Lips. Much discussion ensued and it transpired that far from a new design, it was based on what is possibly the oldest kite design recorded, the Vietnamese leaf kite. This has been developed to carry whistles on the back, and examples with up to 50 whistles have been built.

Mr Cao, who is from Vietnam, was at the fes-




tival and he produced from his bag one such kite, complete with whistles but made in rip-stop. What made it so unusual was that he had rigged it as a four-line kite and who better to see if it worked than Steve Hoath. The



Bacon Butties at Bedford—Hugh Blowers

flying characteristics were somewhat different to a REV, starting with the fact that there was no obvious top, bottom, right or left, but Steve was soon in control, or as he put it, the kite was in control, he was reacting to it. Having found a bit of wind through the trees Steve discovered that the kite could do things that a REV couldn't. As it presents a perfectly good flying surface front and rear, it could be made to wind up the lines like a yo-yo with a trick kite. It could then be unwrapped and flown on quite happily. Most flat kites can be made to fly on four lines, but a three dimensional, traditional, 400+ year old design, unbelievable, but true.

Not quite so old was Merlin, the Steve Brockett mythological figure from the saga described in the January Kiteflier and another 'blast from the past', as were the two Randy Tom Della Portas seen together for the first time in 20 or so years. Randy took a train of



ten of these P a t r i c k Nagel inspired kites to Australia many years ago, and sold them off his line before returning home. One came to England via Tasmania and the other from Australia with G o d f r e y Gamble. It was pure chance that they were both on the field, but another reminder of what a superb sewing technician Randy Tom

was. Baz Vreeswijk is another ace with a sewing machine, and a sense of humour as well, as his 'psychedelic zebras' demonstrated. Flying Edo style kites was something of an adventure in the conditions yet most seemed to survive without terrible mungles. Malcolm's train was not so lucky after it and the bridles of Jan's pilot flowform became entangled. Baz also had a Conyne style kite fairly well mangled after another encounter with a pilot.

Budget constraints restricted the number of flyers, but with the wind over the trees, even the most stable kites were apt to do an allez oop at times and the downwind trees were awfully close. Wolfgang inevitably found himself nestling there, whilst Gerard Clement had his Marco Cassadio Cherub come down to earth as his pilot was cut. Even one of the Randy Tom kites suffered the same fate, but being so light, the backwind off the trees flew it safely into the arena landing just feet from the flyer. This phenomenon was a constant problem as the wind rolled down the trees and back across the field. Lighter kites would happily fly on the back wind, or even what was coming down the arena having been deflected, by trees at both the east and west ends. Most confusing, but once all this was overcome there was a stiff breeze above aforesaid trees leaving several flyers hanging on grimly and a few line burns to boot.

The lack of wind low down made the launch of Ludovico's startling new 'Big Ben' kite something of an adventure. This was not the



Bacon Butties at Bedford—Hugh Blowers

tower, but just the clock face and surround appliquéd on to a 'pillow, quilt or handbag'. Eventually he found enough wind to fill it and show what an amazing piece of kite making it represents. The time shown was chosen deliberately so that none of the numbers were obscured by the hands. I admire both Ludovico and Jane, both for the mass of kites they bring, the quality and their prodigious output and the amount of time they fly at the festival. Always a dilemma between flying and looking at what else they are putting in the air.

It does sadden me at times such as last year at Berck when people asked 'who was Andre Cassagnes'? A similar situation arose at Bedford as Malcolm toured the field with Peter Powell. Not only were his sons flying, but he was visiting for the day, giving his train a twirl round the sky and having a go with any single line put in his hand. Amazingly he is 83 but you would never guess unless you knew him in the days of Old Warden and could do your sums. Many of us have met him on numerous occasions but for others he was a mystery and it took some time for them to connect the person and the kite. How long ago was it he flew his train from the sunroof of a car? Before he left he presented the Eddie Megrath trophy to the Beccles Bunch for their efforts during the festival.

An interesting contrast between old and new technologies occurred during the afternoon. Just outside the arena a member of Cloud 9 Aerial Productions was setting up a drone. We had seen one of these doing the aerial filming at Berck, but this was the first chance to see one at close quarters. It was far removed from the quad copters for sale as it had GPS positioning and gyro stabilisation along with the downlink to a very bright screen on the ground and a video camera. It really was hands off flying once it was positioned and produced some superb footage. What was even more impressive was that with one press of a button, it flew back to the operator's hand from wherever it was around the site. However, one incident did demonstrate why they have been banned from Di-eppe. Neither the operator or the drone saw

Jan's line leading up to his pilot until one of the propellers hit it, turning it over in mid air. Apart from the danger of cutting the kite line, several thousand pounds worth of dead weight with whirling propellers heading towards the crowd was not a pretty sight, but luckily the gyros and GPS sorted it out before it arrived. One suspects that the drone, as well as delivering Amazon parcels, might well have knocked KAPing on the head for commercial purposes, but things move on, otherwise it would still be single exposure plate cameras being hoisted on kites. Now there is a topic for discussion???

A regular at Bedford is Iqbal Husain, but the conditions were not conducive to the flying of his Chinese dragon inspired creations. He was persuaded, much against his better judgement, to lay out William Tell, which took half the flying contingent to hold it down, as it wanted to launch in every direction. With enough tension and holders Iqbal was able to launch it and remarkably, it flew without too many problems. It did shed a number of stabilisers, broken, rather than falling out, but nothing daunted, he brought it down, mixed and matched and then launched again. To get it all back in more or less one piece with no massive tangles was something of an achievement.

With several of the International guests having to leave for the airport and a degree of frustration amongst other flyers, the festival was drawn to a close whilst there were still some kites in the sky. It is never easy flying from Russell Park, yet somehow it is an enjoyable event, and with the dearth of festivals in this country, should be encouraged.

Yes, there were a couple of issues that need sorting but there were some wonderful kites on show, old and new. Thanks to Malcolm and Jeanette for looking after the flyers, Andy, Sami and Bjorn for the organisation, and to the Mayor for making it possible. Remember the old adage, there is never the wrong wind, just the wrong kite, mmm.

Tal Streeter—George Peters

A heavy heart brings sad news. Tal Streeter passed away this afternoon (18th April) in Santa Fe after another recent stroke last week. He was in deep sleep mode most of this week and was just coming out of it and starting to speak today. Apparently his last words were... "Higher and higher"..

We'll all miss Tal. I had a long friendship with him since 1977 when I wrote a fan letter to him after reading his book "The Art of the Japanese Kite". The friendship continued through the years sharing ideas on sky art, kites and sculpture, his favorite topics of conversation beside his vast curiosity that was evident through conversations, his writings and with anyone who could ride with his poetic mind. I enjoyed spending time with him during many kite festival trips around the world and musing on many topics on which Tal could dance like a butterfly.

Since his major ischemic stroke in February 2011 that affected his right hemisphere he has been in the care of his family, nurses and friends. He was still very much within the realm of his own creative imagination and continued to dream

He was involved in some pretty remarkable projects and helped by his wife, Dorothy Ann Streeter (Romig) and long time friends, David Wagner and his wife Fiona Wong to create the Dream of Flight Museum and Library in Santa Fe, New Mexico. The library and museum is supported by the his "Friends of the Sky Foundation". It is now nearing completion and will soon house an extensive library of Tal's works, his vast collection of kites, writings and sculpture projects

I'll include a writing of Tal's here about ..

The Path of Least Resistance and the Trick

In the sky, among the clouds. A kite at rest. Still. A child's kite. On the ground, a child holding the kite string tightly, eyes turned upward, scanning the sky, the kite's place there.

A kite, any kite, but now this kite, this child's kite in the sky unmoving. A point of stillness in the vast heavens. "Stillness:" something even the masters of flight, our fine feathered friends with their rapturous, unparalleled airborne pyrotechnics, find difficult to achieve. Only a slight ripple on the kite's paper skin, a sign of the wind's breath, holds the kite aloft. This kite, its long thin line of string stretching back down to earth, gripped tightly in the child's hand, in the child's mind, imagining the wind's breath, perched there, riding on the kite's back, looking down, wide-eyed at the fabulously new perspective, astride a kite, reaching out to embrace the earth.

In the child's mind, the kite and its passenger a still point far off in the sky

Clouds drawing slowly closer. the kite leans to the left, dipping, its passenger holding on tight, it speeds across the heavens, then comes back to rest once again, a still point in the ocean sky.

The wind once again breathing lightly, rippling the kite's skin and that of the child, holding them aloft ever so gently.

Below, infinitely small, a child shakes the string, sending messages from the earth up to its twin and from there, passed on out through the distant sky.

A child's imagination notwithstanding, the kite follows the path chosen by nature, pulling from an arc into a straight line, tracing the path of least resistance, tracking the paths laid down by ocean currents and smaller tributaries of air. The excess and frugality of nature, at once frighteningly excessive and spare: the child's kite, perchance on the side of the spare, on the side of conservation of energy as in science, as in philosophy, the evidence of "Ockham's razor," the law of parsimony, the "path of least resistance:"


The evidence of stillness described by science, governed by the "law of inertia."

A child---in their imagination, riding on the back of a kite; on the earth, running across a meadow, jumping over weeds and imaginary obstacles; hopping, one foot on a curb, the other in the gutter of a city street; at the kitchen table eating a piece of toast---not by the laws of man's physics; not by laws at all; seeing everything fresh, as if by magic, the way of nature, the simplicity of kites in the newness of a child's mind: kites, the sky, hopping, skipping and breakfast toast. All magic. All enchantment.


There's the trick.

Tal Streeter

"The sky begins at your feet"..... "higher and higher"



Double Ring Kite—Mark Harding



20. Type of box kite

Some of you kite enthusiasts have probably read Clive Hart's book 'Your Book of Kites'. In there is a picture of the above kite. Earlier editions describe it as a type of box kite but later editions refer to it as a 'Double Ring Kite with a keel'. I have only seen this kite in Clive Hart's book and on a painting of 'Kite Flying in Hyde Park' in the Victorian era and I have never seen any plans. I think it is an old Victorian kite and I'm not sure but it may be a design by Alexander Graham Bell as I know he experimented with ring kites.

A simple design consisting of two flat kites (the square rings) joined along the vertical spine by a stabilising keel giving it a box kite like appearance—a sort of non cellular box kite. From the above picture I have made one but although the picture above shows two small bands for the keel I have found that this was not sufficient to keep the kite stable. I therefore put an extra band at the top and found that this then improved its flight. I also found that it

does prefer steady winds in which it flies really well.

I have made one out of polycotton and another from ripstop nylon but found that the polycotton one is slightly also more stable. To make this kite cut out two 24 inch squares, the centre vent hole is a 9 inch square. As this is polycotton version I have used David Pelham's method of hemming using binding tape.

On the leading face I have sewn small Dacron pieces, in line with the vertical spine to allow for eyelets. These are positioned 3 inches from the top and 8 inches from the bottom for the two leg bridle.

The 3 keel bands are 19 ½ inches long, the top one is 9 inches wide, the top lower one is 5 inches wide and the bottom one is 6 inches wide. I have allowed an extra ¾ inch on either end to allow for a pocket to be made this will hold a small spine (green cane from garden centre). Also I have used ripstop for hemming on the keels.

On the square 'rings' I have made pockets again from ripstop on all four sides to locate the vertical and horizontal spines. On all 4 spines I have used plastic tubing to locate the spacing braces to keep the keel taut. On the horizontal spine I have sewn tabs to the square 'ring' sail this is for the horizontal spar to pass through and also to take bracing lines to keep the kite in shape. I have used buttons to adjust the lines.

The 4 spines are approximately 33 inches long and the 4 spacing braces are about 20 inches cut these longer than the sizes mentioned and trim to fit. These are made from 6mm pine dowel (can't seem to get Ramin these days).



Above and left are pictures of the whole kite showing the jointing and bracing system I have used together with David Pelham's hemming method. Also this shows the position of the 3 keel bands.

To fix the keel bands I have made tabs from ripstop, which are about an inch

wide the pocket allowance is 2 inches with ½ an inch for sewing as shown. These are sewn on to the square 'ring' part to stop them from slipping.

Here is a picture of a ripstop version in flight - a very satisfying kite to make and fly.

Happy Flying





Aerodyne returns

We're back! I am happy to announce the return of *Aerodyne*, as voted during the club AGM at the Telscombe Civic Centre, on the 13 April.

With the rise in social media, newsletters and magazines etc seem to be getting left behind. Despite this, I still feel there is a place for our newsletter.

We can share life instantly on social media. When something interesting happens at an event, we can upload photos, video and text immediately for the world to see. But because of this immediacy, message upon message disappears as quickly as it is posted. Unless you trawl through the profiles of every one of your contacts, the stories have sunk without trace. So, even though you may have posted about it online, share your stories of events and happenings etc with other kiteflyers in our newsletter.

Even in this electronic age, many people choose (when available) to have a hard copy of a publication. To that end, we have asked the Kite Society to again include our

newsletter in the *Kiteflier*. A big thank you to Gill and John for agreeing to do this for us.

continued on page 2



Maria Woods launches a butterfly at the Basingstoke Kite Festival. A mass fly of Kelvin Wood's kites helped family and friends to celebrate his memory.

How to tie and how Knot to

Most flyers have a very definite ideas about the best knots. Andrew Beattie shares his views

I like flying with others but sometimes find they've tied knots in my line which are difficult to remove and are dangerous.

In my experience, the knot shown at top right is the best for attaching line to a single line kite.

In the picture, the loop on the bridle of the kite is the dark loop with the coloured flecks (right of picture), the flying line is grey. This is the knot I prefer, particularly if a Maxi Manta Ray is involved. I have never had difficulty untying this knot.

The picture right below shows an overhand knot and a loop made with an overhand knot on the bight.

The overhand on the bight weakens the line. When pulled tight, it is effectively two tight loops that pinch the line at the entrance and exit to the knot. The loop cuts the line at these points. There is very little room for manipulating the knot meaning once pulled tight, it can be almost impossible to untie.

Please note that I put extraordinary load on my lines and strops.

Many thanks to Andrew Beattie for allowing us to use his photos and comments. Andrew has made a video showing how to tie the knot above which you can see here:

https://www.youtube.com/watch?v=gVxIJ_rvSkM

Email your views on knots to decorahortensis@gmail.com



The knot Andrew Beattie recommends for attaching line to a single line kite [we think this is the slipped becket or slipped sheetbend - Ed]



Not recommended - the overhand knot

Aerodyne returns

continued from page 1

The club website hosts a copy of the newsletter and I will email an electronic copy of *Aerodyne* to all members. So please make sure to put your current email address clearly on your membership form.

I look forward to receiving news, events, articles, interesting items found online, recipes etc. As a good friend says 'I don't do writing' so if you would like to share something:

- scribble it down any old way, it can be edited
- record it as a video or audio file on your mobile – again, it can be edited/transcribed
- come and talk to us – we can write it if you tell us what you want to say.

Help us to make your newsletter a continuing success.

Andrew Scott

Send your stories/photos/ideas to decorahortensis@gmail.com

Notes from the 36th BKF AGM 2014

Accounts for Club showed a small surplus overall, the **Festival** showed small loss. **Membership** is down from previous years by 33. **Election of officers:** Simon Hennessey continues as Chairman; Secretary: Dave Hollingsworth; Treasurer: Marian Reynolds; Committee members: Alan Outram, Alan Reynolds, Paul Hill, John Elvin, Derek Eves, Michelle Smith. **Festival will be on 12-13 July** – sponsorship is badly needed. **Club invitations:** Portsmouth (23-25 August), Telscombe Tye (13 September), Ardingly (4-5 October). **Flying site:** will continue to be Saltdean which has the advantage of adjacent toilets. **Aerodyne:** Andrew Scott volunteered to edit a couple of issues to see if it could be made to work again – totally dependant on supplied articles. **Alan Outram** asked that all sign two memorial books for Ron Dell. Ron donated his book collection shortly before he died and they were available at the meeting for a suitable donation – all monies going to the hospice.

Brighton Kite Flyers Workshop:

Robert van Weers

30-31 August 2014, venue to be confirmed

The list of kites below are on offer with a rough price - the cost may go down depending on number of applications received for the workshop.

Please let Simon Hennesay know ASAP if you are interested in the workshop and which kite you would prefer to make. Once we have this we can finalise everything and confirm with Robert so he can start cutting kits, etc.

For more information or to book a place, please email
simon@bkf.org.uk.



Small monkey kite 4.5mtr

This popular project is a two-day class in most cases. Although not as difficult as the Idol, there is a lot of sewing involved. This means that you may not finish it in two days. But there are detailed plans with the kit to help you complete the project in your own time and Robert is only an email away. Price around £120.

Small Ralph kite.

A two-day class, most of the work involves building the tails. The head part should not take that long to do but it depends on the graphics you wish it to contain. All participants should be done after two days of hard work. It is all worth it as it is a great kite to display with or without a pilot kite. Price around £100.



Idol 1.75mtr

This project takes two days and even then some may not finish. This is mainly because you are learning new techniques such as how to sew curved seams. There are detailed instructions available so that the project can be completed in your own time if need be. Price around £110.



Banner fish 1.75Mtr.

There are fewer panels to deal to with this fish so this could be done in a day at a push. One and a half days is enough to comfortably put this one together.

If you choose this project, you are welcome to copy the plans for personal use (conditions apply).

Price around £90.00.



Yellow tang Fish 1.75mtr

This fish is an easy to make. There are fewer panels to deal with and it can usually be put together in a day. So this is more of a one day class, unless you wish to build a few more over the weekend. This project has the option to allow you to copy the panels to make more kites (conditions apply). Price around £80.

Join the Worldwide Kite Workshop

Martin Blais describes how he set up an online workshop for kitemakers around the world – and watched it take off!

Why make when you can buy? This might seem a silly question in our consumer-driven society. Yet, we are witnessing a growth of crafts, with website Etsy (www.etsy.com) passing \$1 billion in sales, and local weekly farmers and craft markets becoming regular fixtures in our cities. It makes sense that kite fliers would be captivated by the same urge to make some of their own flying art.

This is the intent of the Worldwide Kite Workshop (WWKW) – to make with your own hands (and your sewing machine) a piece of art that can be displayed in the air.

The Worldwide Kite Workshop is a Facebook group. It was born out of the frustration of kite flyers who vented online that they could not attend the physical workshops that take place over some weekends in the winter in a few US cities because of the cost, timing or travel inconvenience.

So, I asked who might be interested in a virtual kite-making workshop, using online video and mailed materials. The response was overwhelming and swift! After just a few minutes, 15 Facebook kite friends were 'in'.

So in the fall of 2013, I decided to give it a try. I really did not know what I was doing. I certainly know how to design and make kites. Which kite should I make? How many people would really pay for this? How would I make the video and share it? How best to mail kits around the world? I had many questions but I decided to dive in.

Key decisions

First, I chose to make a dolphin because I had already presented this at a weekend workshop and even those with moderate sewing skills were able to complete it in one sitting.

Second, the price. This was a bit

“Participants can share the video and copy the pattern as much as they like”

of a guess but it was not the main motivator for the WWKW. Of course, I knew the fabric costs. But how many packages would be sent outside the US? I plunged ahead with a price including mailing of \$62.

Third, I put out the word on all my kite networks about the workshop, explaining that I would cut all the pieces, mail kits to each person who paid and then provide a link to a video of me making the kite.

Once the word was out, I waited to see who might be willing to pay and become a part of the WWKW. I was shocked at the number who came forward to be part of this first workshop – over 100 people! Over half were from the US; the others were from the UK, continental Europe, Australia, and Canada. I worked furiously to create the kits and mail them.

Learning to make the videos

Then, how to make the video? With my daughter filming, we used a camera with video capability to record the steps to make the dolphin. I have no idea how long it took to edit and then load a video – but it was many long hours late into the evening!



The first WWKW kite was a dolphin which Martin chose because it had already proved to be a relatively easy to complete project in real world workshops



The turtle was the second WWKW project

My daughter, Juliette, and I were able to figure it out and loaded the video to dropbox – a file sharing website which would allow us to give participants details to log in and watch it.

What has really pleased me is the participants who shared photos on Facebook or other kite websites of the finished product. I think the first dolphin was completed in a matter of hours, and another participant used the initial kit as a pattern to make the dolphin in an array of colors.

I remember one participant who had never sewn before. He was so intrigued by the project that he was soon asking for sewing hints and information on what type of machine

to buy. Then he taught himself to sew!

I continue to sell the kits for the dolphin, and I think over 200 kits have been sold to date.

Why I give away the pattern

A takeaway for me from this experience is that I give away the pattern and sewing techniques to make the project. I am very clear that participants can share the video and copy the pattern as much as they like with whomever they would like. Some of you might know that I have been very vocal about those manufacturers based in China who copy kite designs. Through the WWKW, the designs are given freely and hopefully will travel without benefit to these Chinese violators.

Next steps

With this first WWKW successfully behind me, I decided to undertake another design. This time it was a turtle – a bit more advanced than the dolphin but very doable in a day or two.

Again, I put a call out for the workshop, and there were 60 participants. We had purchased a real video camera at this point which made the filming easier. My daughter filmed, edited, and loaded the video again and even our family dog, Gigi, got a cameo appearance!

Right now, the current project is a penguin which closed on 1 June. I will hold off on new projects until the fall.

Next year, I am planning to allow other kite makers to use the WWKW platform to send kits and provide the video. I will not take a cut on these projects. Rather I would like to see more people share their unique designs and techniques with interested kite fliers.

Stay tuned for more projects ahead!

Is this how future kite workshops will be?

WWKW participant, Keith Boxall, shares his views on the workshop

Back in November 2013, Martin Blais announced the WWKW on Facebook.

Now I do understand that there are many people who do not use Facebook. But kite workshops work so well there. With travel and accommodation becoming so expensive, it makes sense to take part in these workshops from home.

I know we miss out on the face-to-face meetings and the wonderful atmosphere that is always there at

kite workshops. But with so many people involved online, from all around the globe, the learning process is amazing. People bounce ideas and techniques off each other, and it's lovely to see everyone's progress. I've been introduced to so many new friends and learnt some new kite-making tricks. It doesn't feel as if you are working alone.

There was even a little bag envy and competition :-)

This workshop solution is a great way for kite designers to put their

kites out there for all to see and for kite makers around the world to learn new techniques, so that they can spread the word about kite flying.

There are probably over 500 Martin Blais dolphins swimming around the world all thanks to WWKW.

Very well done, Martin, for a superb workshop, very well planned and executed.

Find the WWKW online at
<http://bit.ly/wwwkw2014>

Marvellous Margam!

Margam Kite Festival is enjoying something of a revival thanks to the efforts of Lindsay Davies. Sandra Scott reports.

Held in the grounds of Margam Country Park, this festival runs over the late May bank holiday weekend.

It is one of several attractions that are used to bring visitors into this popular local landmark. (Others include model boat clubs, reenactment societies, children's story tellers and a craft fair.)

This year, the first two days of the festival were very wet. But that didn't dampen our spirits. With kite flying not possible on the Saturday, hardier souls than us went geocaching. We chose to attend one of two workshops which were on offer.

A large marquee was available to us for most of the weekend. With a shared meal in the marquee on the Friday and cooking facilities (barbecue/Cadac stoves) made available there on the Saturday, there were ample opportunities to socialise with other fliers. This created a fun and friendly atmosphere which makes Margam such a joy to attend.

Thanks to Alan Pinnock and Bob Cruikshanks for additional photos.



Andrew Scott flies a Robert Brasington train



Alan Pinnock, Bob Cruikshanks and Chris Mabon enjoy a break from flying



Wind-spiration: a wind powered/affected display by Bob Cruikshanks



Two five-sided twisted box kites designed by Dick Toonen



Guy Reynolds adds another octopus to the sky



Attempts were made to fly a range of kites although the wind wasn't ideal



Two workshops were offered over the weekend. One was Sky Bums bee yakko project in which participants completed a pair of kites to be flown off a bar, making them dart around each other. The other workshop on offer was a Conyne made from cotton and wood, bridled with hemp offered by Guy Reynolds.



Graham Jackson shelters from the weather while Herman Benjamins works



Bank holiday Monday is historically themed and flyers are invited to get into the spirit by dressing up as a character from any period in history. Photos: mock American Civil War battles were performed by a reenactment society (top); Paul Morgan of Sky Bums gets into the spirit (above right); story tellers and entertainers put on a show (above centre and left).

Top tips for Margam

1. Bring midge repellent.
2. Be prepared to self cater – the cafe is open late morning to early afternoon only and there were only food stalls on the bank holiday Monday. There is a supermarket less than ten minutes drive away.
3. Showers were available in the castle morning and evening.
4. Most important: see 1. above

Brighton Kite Festival

This year's festival will take place on 12-13 July 2014 at Stanmer Park BN1 9QA. It is the 36th consecutive event making it one of the longest running kite festivals in the UK. Please come along and make it a success.

Invited flyers include the Robertshaws, Chris Gough, Team Spectrum, Flying Fish, and Karl and Sara Longbottom. There will be a spirit fly so if you own a Martin Lester spirit, please bring it along and fly it. Also bring along your rok for the rok fight and any other kites you have to make an interesting display.

We need volunteers to help with all aspects of the festival. Don't be



shy – please come along and speak to Andrew Scott in the marquee when you arrive.

Recipes from Marian's kitchen

No13: Mincemeat delight

A dear friend gave me this recipe and, although I've not made it, I've eaten hers and they're yummy!

Stage 1 Ingredients

8oz self raising flour
4oz butter or hard margarine

Rub together until like breadcrumbs.

Stage 2 Ingredients

3oz golden syrup
1 egg yolk

Blend together, add to stage 1 ingredients, and work to a dough.

Press half of mix into an 8" X 8" shallow tin.

Stage 3 Ingredients

½lb mincemeat

Spread Mincemeat evenly over the mix in the tin and cover with second half of mix.

Prick the top and bake at Gas Mk4 (350°F, 180°C) for 40mins – ish.

When cool, dust with icing sugar.

Marian
(aka cakelady)
(also soon to be a Granny!!)

While every care is taken to get the details correct in 'Aerodyne' the Brighton Kite Flyers cannot accept responsibility for any errors or omissions that may occur. Opinions expressed are not necessarily those of the editors or of the Brighton Kite Flyers.

Club Contacts

Coordinator/chairperson

Simon Hennessey
T: 01273 582309
E: simon@bkf.org.uk

Treasurer

Marian Reynolds
E: treasurer@bkf.org.uk

Areodyne/Membership

Andrew Scott
T: 020 8404 2274
E: membership@bkf.org.uk

Merchandise

Support the club and raise awareness of it by wearing t-shirts and hoodies with the club logo at events:

T-shirts and hoodies
Marian and Alan Reynolds
E: tshirts@bkf.org.uk

Badges and stickers
Simon Hennessy
simon@bkf.org.uk

Club Kites

Any member wishing to borrow club kites should apply via committee members

Club Library

Dave Hollingworth
T: 01273 421286
E: library@bkf.org.uk

Aerodyne

Send your contributions to Andrew Scott at decorahortensis@gmail.com

Deadline for submissions:
January issue - 1 December
April issue - 1 March
July issue - 1 June
October issue - 1 September

Events List

	July 2014	
5-6	NEKF Kite Festival @ Souter Lighthouse, Coast Rd, Sunderland, Tyne and Wear SR6 7NH	www.nekf.org
12-13	Barmouth Beach Kite Festival, opposite the lifeboat station Barmouth, North Wales	Waine Hucker, barrikiteflyers.com
12-13	Brighton Kite Festival, Stanmer Park, Brighton	Chairman@brightonkiteflyers.co.uk
12-13	Eastbourne Extreme , East Sussex	jayne.howard@eastbourne.gov.uk
19-20	Leominster & Hereford Kite Festival, National Trust Berrington Hall	Karl Longbottom, School House, Dorstone, Herefordshire, HR3 6AN
19-20	Silloth Kite Festival in assoc. The Green Silloth, Cumbria CA7 4AB	kiterdave@btinternet.com
26-27	Dunstable Downs Kite Festival, Whipsnade Road, Dunstable, Bedfordshire LU6 2GY	Joe@projectzip.co.uk
	August 2014	
2-3	North Hants Kiter's Jolly Up 15, Cliddesden, Basingstoke	Roy 07778 352825, Colin 07770 338419
2-3	Malmesbury International Kite Festival, The Worthneys, Malmesbury, Wiltshire SN16 9JX	jon@catons.freemove.co.uk
3	Royston Kite Festival, organised by the Rotary Club of Royston, Therfield Heath, Royston, Herts SG8 5BG	info@roystonkitefestival.com
9-10	The Ron Dell Kite Festival, Teston Bridge Country Park, Maidstone	Malcolm@kentkiteflyers.com
9-10	Shropshire Kite Festival, Lacon Childe School, Love Lane, Cleobury Mortimer, Shropshire DY14 8PE	kites@skybums.com
23-25	Portsmouth International Kite Festival, Southsea Common	The Kite Society
	September 2014	
6-14	Dieppe International Kite Festival, Dieppe, France	infos@dieppe-cerf-volant.org
13-14	National Museum of Flight Kite Festival, joint effort between NEKF and KCOS, East Fife Airfield, Edinburgh EH39 5LF	www.nekf.org/events
	2015	
	May 2015	
29-31	Exmouth Kite Festival, The Imperial Recreation Ground, Exmouth, Devon EX8 1DG	kites@exmouthrotaryclub.co.uk